

SO-111 T



Next Generation Ophthalmic Microscope

New technology!



- Smaller and lighter than ever!
- Lifetime LED light. No bulb failure to interrupt surgery.
- Manual focus and zoom model.
- UV and Blue Light Hazard protection for patient safety.
- Cold light. No harmful infrared.
- Universal AC voltage input or 12V battery.
- Table clamp convenience.

SPECIFICATIONS

OPTICAL HEAD

Viewing System	Binocular stereoscopic, convergent angle 10° for viewing comfort. Image erection by high resolution prism system.
Eyepieces	Tube inclination 45° 15X /15 for wide field of view
Magnification	Two step magnification. 5x and 10x magnification
Field of View	45mm at 5x magnification.
Working Distance	180mm from Aux Objective lens.
Refractive Error Correction	±5D anisometropia
Pupillary Distance	52mm to 75mm, eyepiece tubes locked for ease of adjustment.
Focusing	Fine focus range ±25mm.
Mould Protection	Anti-fungus pellets (three year protection) standard.

ILLUMINATION

Type	Coaxial, direct optical delivery system.
Lamp	20W LED, 75,000 lux, lifetime of the microscope.
UV and Blue light hazard	UV and blue light hazard: Filtered to 435nm
Colour Temperature	3,000 °K
Intensity range	Continuous

POWER SUPPLY

Mains Input	100-240VAC, 50-60Hz, 2.0A max. @ 100VAC
Mains Output Regulation	< ±5%
Protection	Over voltage, over current and short circuit protection
Battery / Auxiliary Input	12V DC, polarity and current surge protected.
Approvals	Medical grade approvals CSA C22.2 No. 60601.1-M90 UL 60601-1, 2nd edition IEC 60601-1 CE marked EN 60601-1-2:2001





MOUNTING SYSTEM

Arm	Elbow and angle-poise movement in horizontal and vertical directions. Variable friction locks.
Arm Extension	Vertical pillar to head optical axis, Max. 940mm
Head Tilt	+5° to -45°
Vertical Tension	Adjustable gas spring to set lifting force.
Table Mounting	Left or right side of table.
Materials	Anodised aluminium and stainless steel materials are selected to minimise corrosion
Clamp	Opening 120mm, throat 160mm

PACKAGING

Microscope (packed in cardboard shipping carton)	Dimensions: 73 x 52 x 28cm Weight: 25kg
Microscope (packed in aluminium case)	Dimensions: 79 x 56 x 34cm Weight: 32kg

OPTIONS AND ACCESSORIES

Aluminium Transit Case (SO-5000A)	The aluminium transit case is available for the microscope.	
Assistant Microscope (SO-1450)	Binocular, non-coaxial assistant microscope can be fitted for either left or right side viewing.	
Battery (SO-251)	12V Gel Cell Battery	
Light weight Floor Stand (SO-5511)	Available in cardboard shipping box or in aluminium case.	



Quality Endorsed Company
Certified to ISO 9001



Scan Optics
32 Stirling Street Thebarton SA
5031 Adelaide Australia

Tel: +61 (8) 8234 9120
Fax: +61 (8) 8234 9417
Email: admin@scanoptics.com.au
Web site: www.scanoptics.com.au