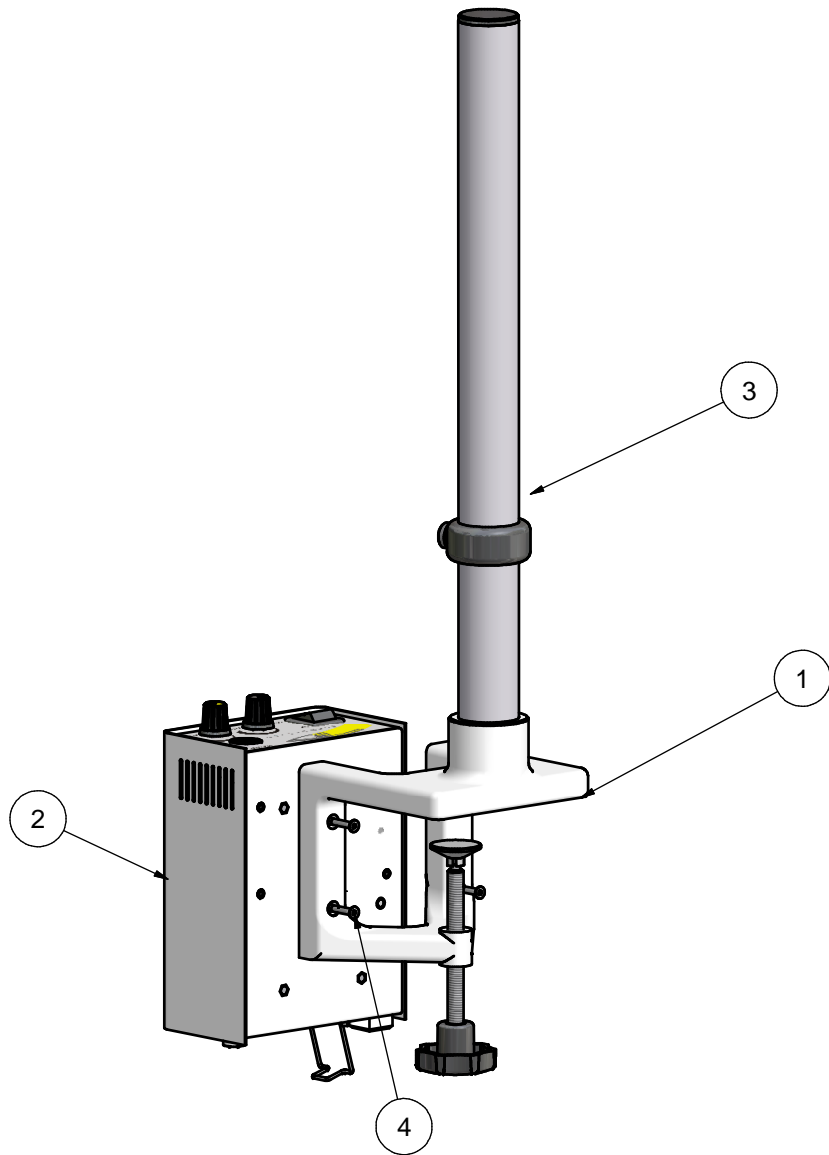




SO-111WF

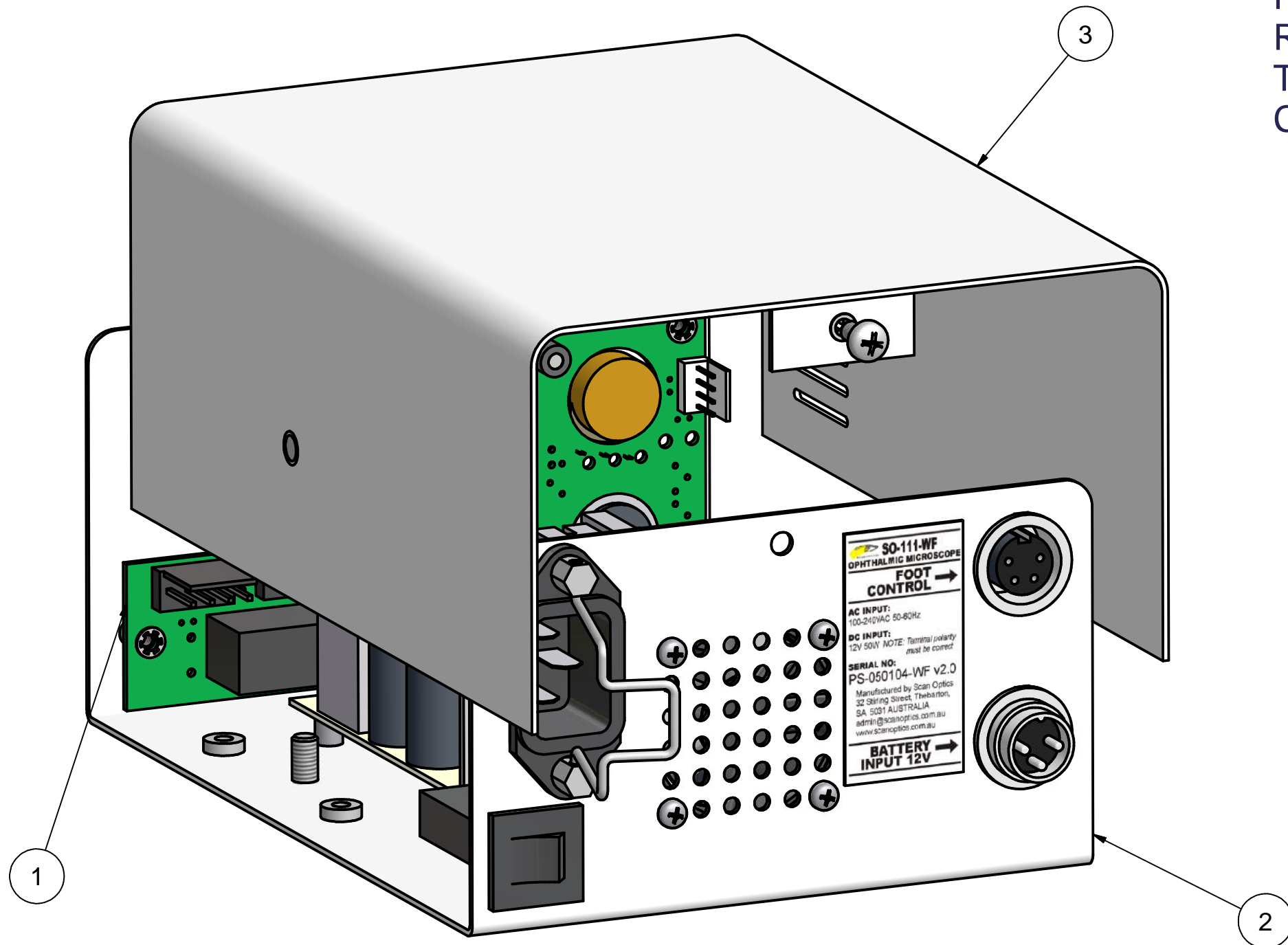
Service manual






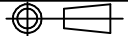
Parts List			
ITEM	QTY	PART NUMBER	DESCRIPTION
1	1	111W-130	Clamp assembly
2	1	111WF-110	SO-111WF Power supply assembly
3	1	COMM-150	Safety clamp assembly
4	4	FAK-04020	M4 X 20 countersunk socket screw

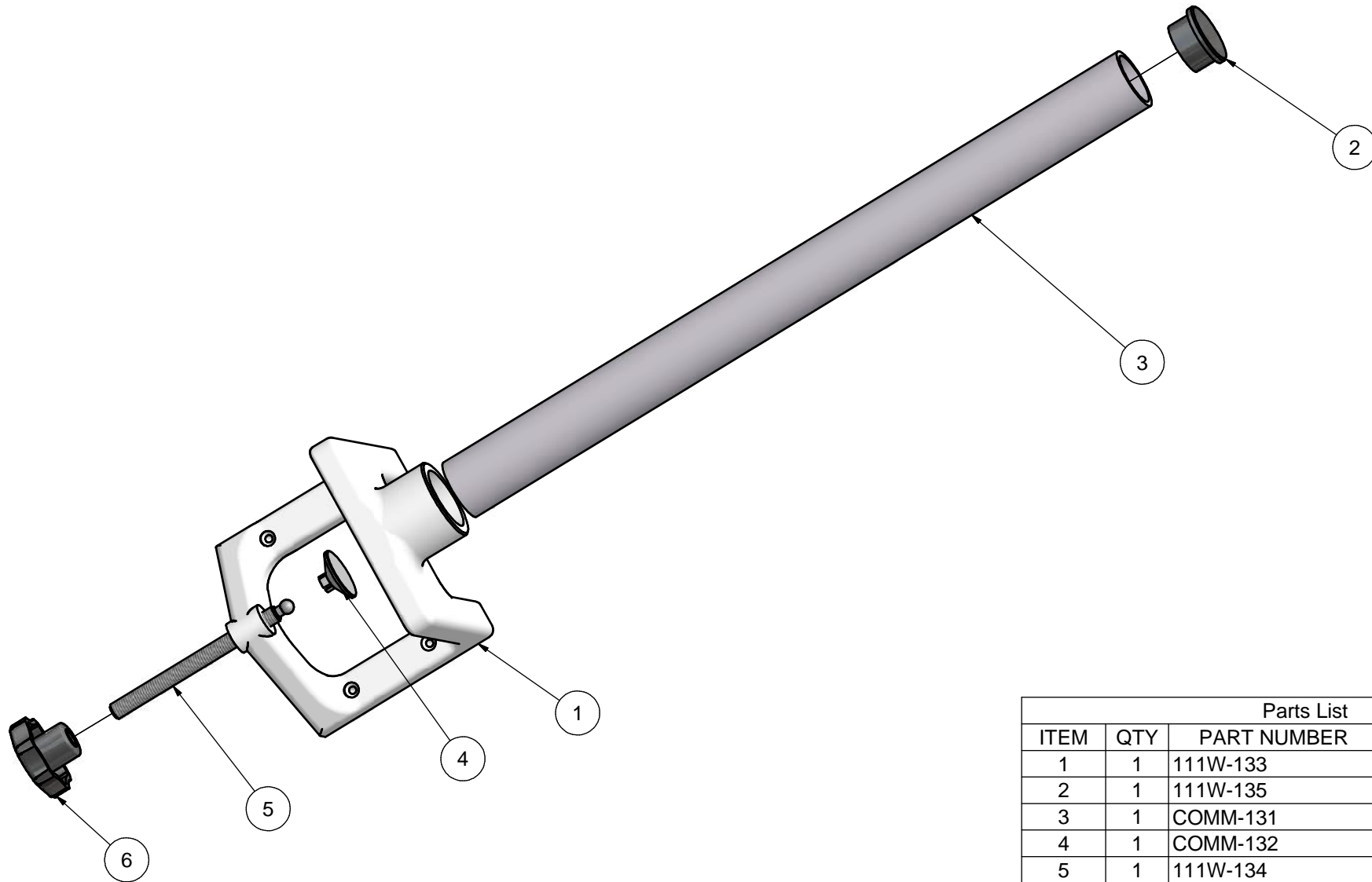
 <p>SCANOPTICS</p> <p>32 Stirling St, Thebarton South Australia 5031 Ph: +61 8 8234 9120 Fax: +61 8 8234 9417 E-mail: support@scanoptics.com.au</p>	Description	Drawn	Date	Issue	Material	Finish	Title Clamp and power supply assembly	
	Released for prototype	RJK	9/03/2005	A	Tolerances: Unless otherwise stated X± 0.5 X.X± 0.10 X.XX± 0.05 Angular± 0.25'			
	Released for production	RJK	09/03/2005	1			All dimensions in mm Do not scale 	
					Drawn/Rohan Kennedy	Drawing Number		Scale
					Date 9/03/2005	111WF-100		NTS
					Checked	Copyright Scan Optics. All Rights Reserved.		
					Approved			





FOR WIRING AND COMPONENT DETAILS
REFER SO-111WF CIRCUIT DIAGRAM
TOGETHER WITH SO-111WF EMC/EMI PCB
CIRCUIT DIAGRAM

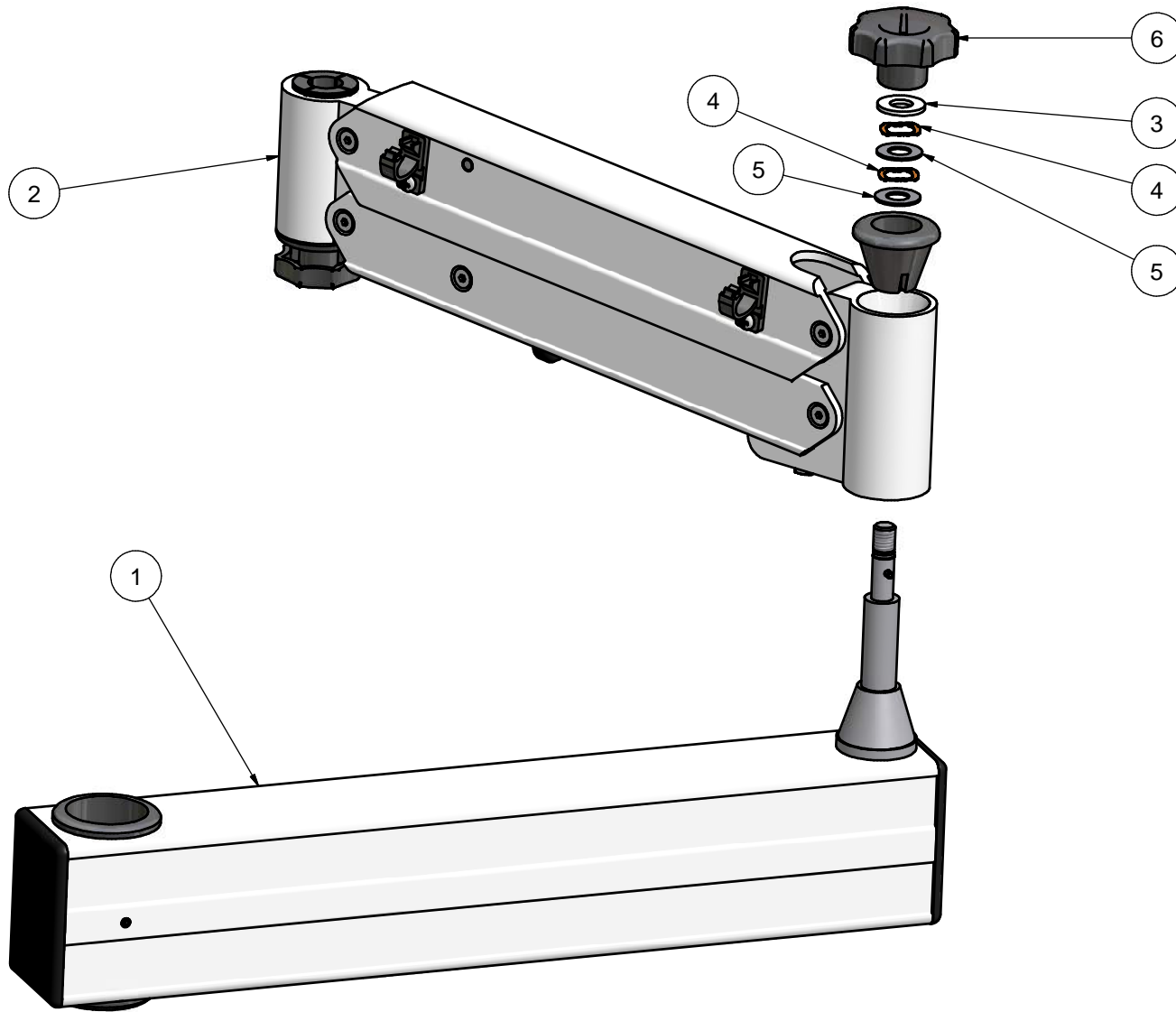
Parts List			
ITEM	QTY	PART NUMBER	DESCRIPTION
1	1	111W-120	PCB assembly
2	1	111W-111	Power supply base
3	1	111W-112	Power supply cover

 <p>SCANOPTICS</p> <p>32 Stirling St, Thebarton South Australia 5031 Ph: +61 8 8234 9120 Fax: +61 8 8234 9417 E-mail: support@scanoptics.com.au</p>	Description	Drawn	Date	Issue	Material	Finish NA	Title		
	Released for prototype	RJK	6/04/2006	A			SO-111WF Power supply assembly		
	Released for production	RJK	06/04/2006	1					
						Tolerances: Unless otherwise stated X±0.5 X.X±0.10 X.XX±0.05 Angular±0.25°			
						All dimensions in mm	Do not scale		
						Drawn Rohan Kennedy		Drawing Number	Scale
						Date 6/04/2006		111WF-110	NTA
						Checked			
						Approved			
								Copyright Scan Optics. All Rights Reserved.	





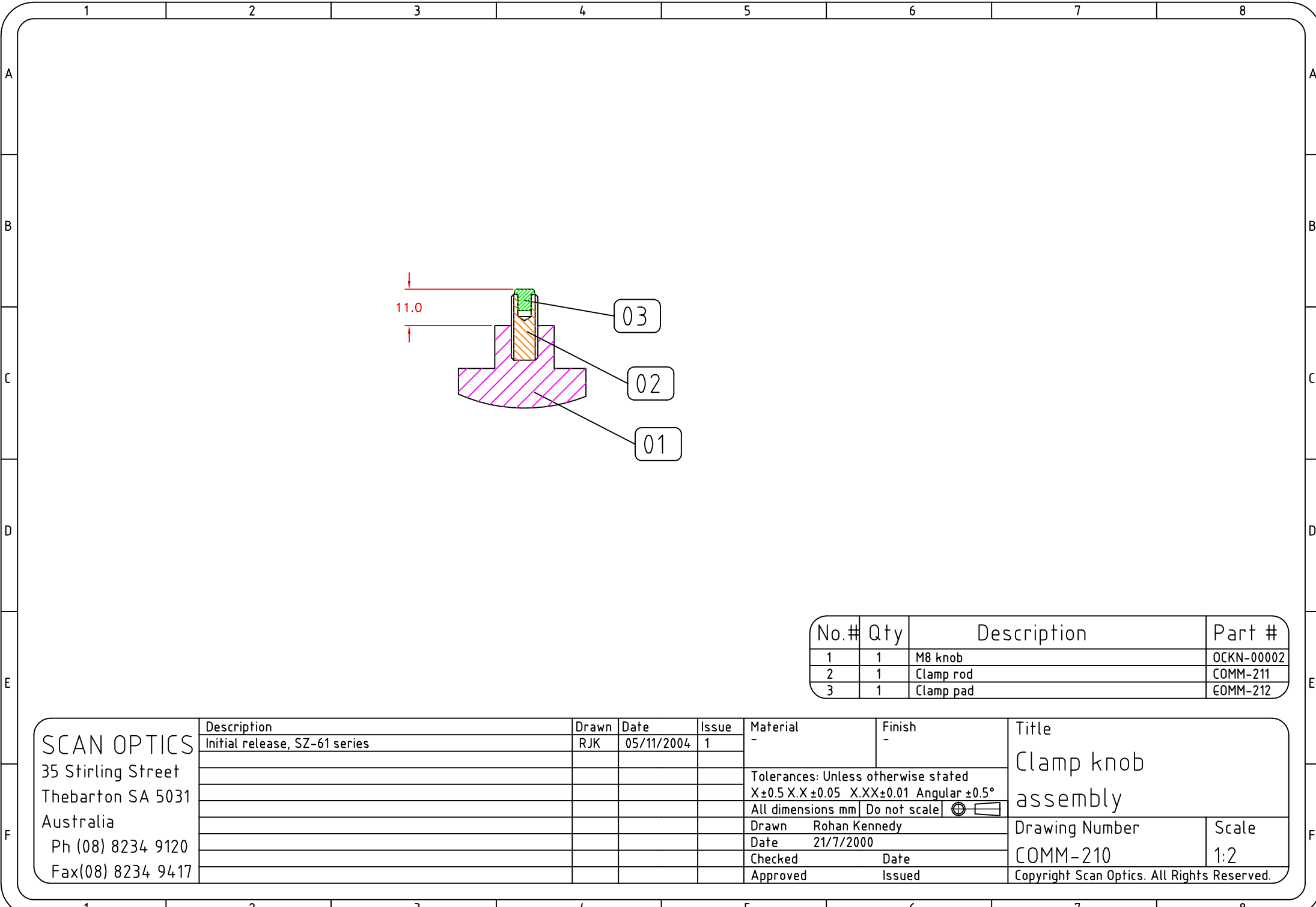
Parts List			
ITEM	QTY	PART NUMBER	DESCRIPTION
1	1	111W-133	Clamp
2	1	111W-135	Pillar cap
3	1	COMM-131	Pillar
4	1	COMM-132	Clamp foot
5	1	111W-134	Clamp rod
6	1	OCKN-00003	M10 knob

 <p>SCANOPTICS</p> <p>32 Stirling St, Thebarton South Australia 5031 Ph: +61 8 8234 9120 Fax: +61 8 8234 9417 E-mail: support@scanoptics.com.au</p>	Description	Drawn	Date	Issue	Material	Finish	Title Clamp assembly	
	Released for prototype	RJK	9/03/2005	A				
	Released for production	RJK	9/3/2005	1				
						Tolerances: Unless otherwise stated X± 0.5 X.X± 0.10 X.XX± 0.05 Angular± 0.25°		
						All dimensions in mm	Do not scale	
						Drawn/Rohan Kennedy		
						Date 9/03/2005		
						Checked		
						Approved		
								Drawing Number 111W-130
							Copyright Scan Optics. All Rights Reserved.	



Parts List			
ITEM	QTY	PART NUMBER	DESCRIPTION
1	1	COMM-220	Horizontal arm assembly
2	1	COMM-240	Pantograph arm assembly
3	1	FAWA-10003	M10 nylon washer
4	2	FAWA-10002	M10 wavey washer
5	2	FAWA-10001	M10 washer s/s
6	1	OCKN-00003	M10 knob

 <p>SCANOPTICS</p> <p>32 Stirling St, Thebarton South Australia 5031 Ph: +61 8 8234 9120 Fax: +61 8 234 9417 E-mail: support@scanoptics.com.au</p>	Description	Drawn	Date	Issue	Material	Finish	Title	
	Released for prototype	RJK	7/12/2004	A				
	Released for production	RJK	7/12/2004	1			Drawing Number COMM-200	
						Tolerances: Unless otherwise stated $X \pm 0.5$ $X.X \pm 0.10$ $X.XX \pm 0.05$ Angular $\pm 0.25^\circ$		
						All dimensions in mm Do not scale 		
						Drawn/Rohan Kennedy		Copyright Scan Optics. All Rights Reserved.
						Date 7/12/2004		
					Checked			
					Approved			




No.#	Qty	Description	Part #
1	1	M8 knob	OCKN-00002
2	1	Clamp rod	COMM-211
3	1	Clamp pad	COMM-212

SCAN OPTICS
 35 Stirling Street
 Thebarton SA 5031
 Australia
 Ph (08) 8234 9120
 Fax(08) 8234 9417

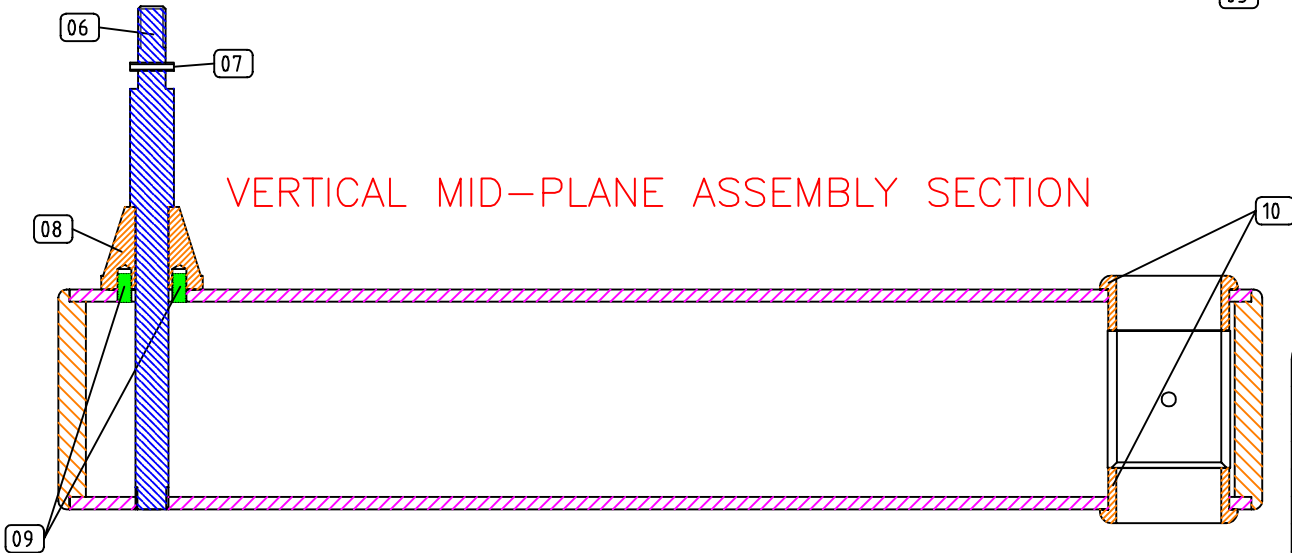
Description	Drawn	Date	Issue	Material	Finish
Initial release, SZ-61 series	RJK	05/11/2004	1	-	-

Tolerances: Unless otherwise stated $X \pm 0.5$ $X.X \pm 0.05$ $X.XX \pm 0.01$ Angular $\pm 0.5^\circ$ All dimensions mm Do not scale		Title Clamp knob assembly	
Drawn Rohan Kennedy Date 21/7/2000 Checked _____ Date _____ Approved _____ Issued _____	Drawing Number COMM-210	Scale 1:2	Copyright Scan Optics. All Rights Reserved.

HORIZONTAL MID-PLANE ASSEMBLY SECTION



VERTICAL MID-PLANE ASSEMBLY SECTION



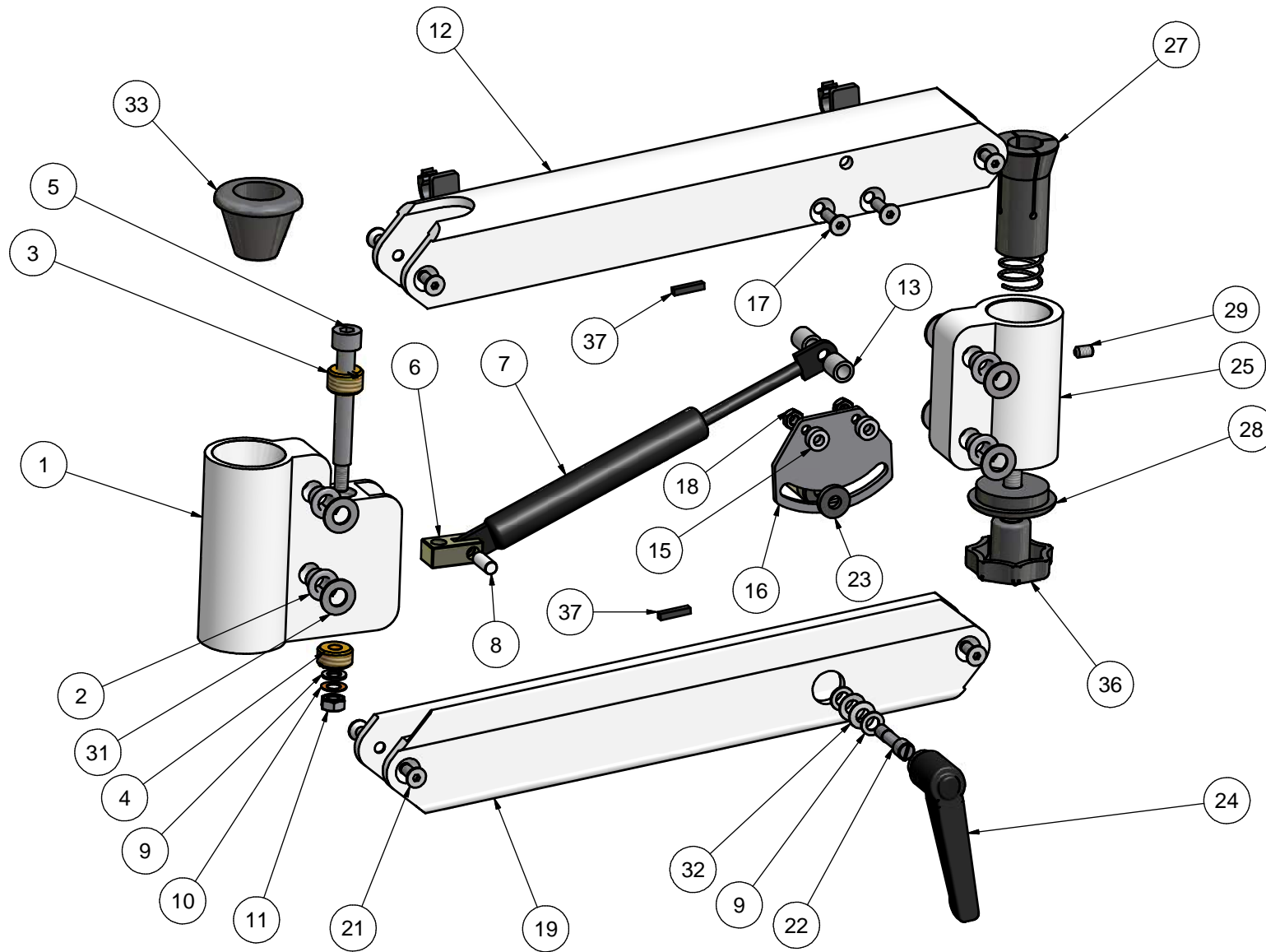
No.#	Qty	Description	Part #
1	2	End Cap	COMM-223
2	1	Horizontal arm	COMM-221
3	1	Clamp knob assembly	COMM-210
4	1	Clamp collar	COMM-224
5	1	M5 x 8 grub screw 301s/s	FAGS-05008
6	1	Elbow shaft	COMM-226
7	1	M3 x 16 skew-proof spring pin 301 s/s	FASP-03016
8	1	Elbow cone	COMM-225
9	2	M5 x 10 skew-proof spring pin 301 s/s	FASP-05010
10	2	Bearing	COMM-222

SCAN OPTICS
 35 Stirling Street
 Thebarton SA 5031
 Australia
 Ph (08) 8234 9120
 Fax(08) 8234 9417

Description	Drawn	Date	Issue	Material	Finish
Initial release, new common horizontal arm	RJK	21/7/2000	1	-	-
Drawing number was 5200, change for SZ-61 series	RJK	5/11/04	2		

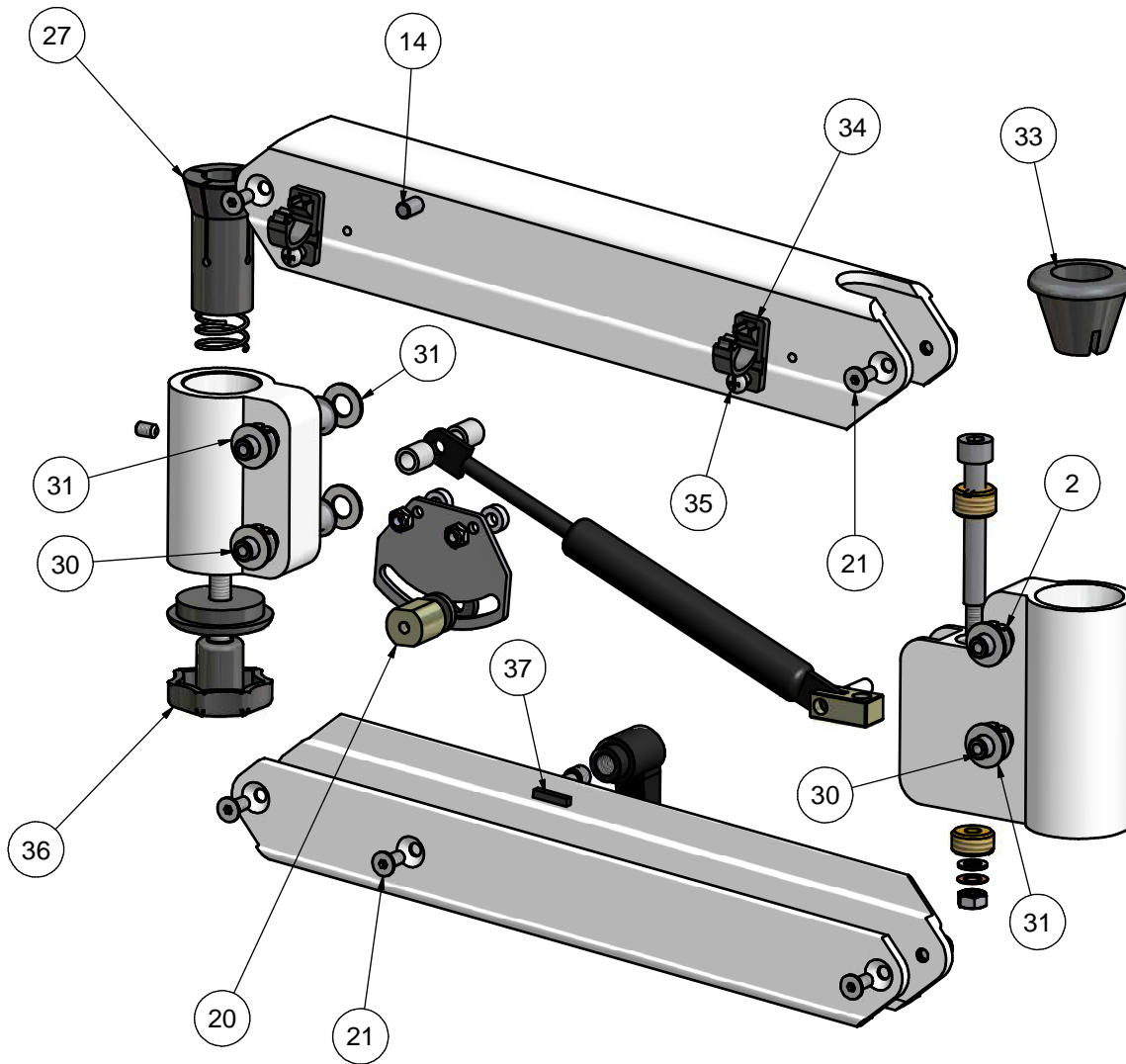
Title
 Horizontal arm
 assembly
 Drawing Number
 COMM-220
 Scale
 1:2
 Copyright Scan Optics. All Rights Reserved.



Tolerances: Unless otherwise stated
 $X \pm 0.5$ $X.X \pm 0.05$ $X.XX \pm 0.01$ Angular $\pm 0.5^\circ$
 All dimensions mm Do not scale
 Drawn Rohan Kennedy
 Date 21/7/2000
 Checked Date
 Approved Issued

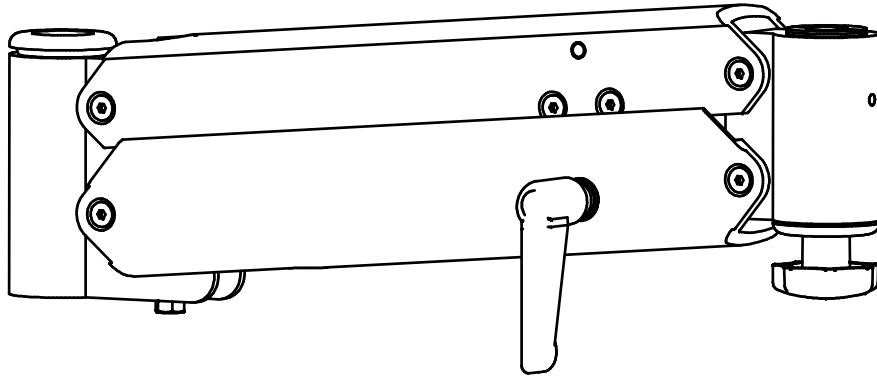


32 Stirling St, Thebarton
 South Australia 5031
 Ph: +61 8 8234 9120
 Fax: +61 8 234 9417
 E-mail: support@scanoptics.com.au

Description	Drawn	Date	Issue	Material	Finish	Title	
Released for prototype	RJK	7/12/2004	A			Pantograph arm assembly SHEET 1 of 3	
Released for production	RJK	07/12/04	1				
				Tolerances: Unless otherwise stated X± 0.5 X.X± 0.10 X.XX± 0.05 Angular± 0.25°		Drawing Number COMM-240 Scale NTS	
				All dimensions in mm Do not scale			
				Drawn/Rohan Kennedy			
				Date 7/12/2004			
				Checked			
				Approved		Copyright Scan Optics. All Rights Reserved.	




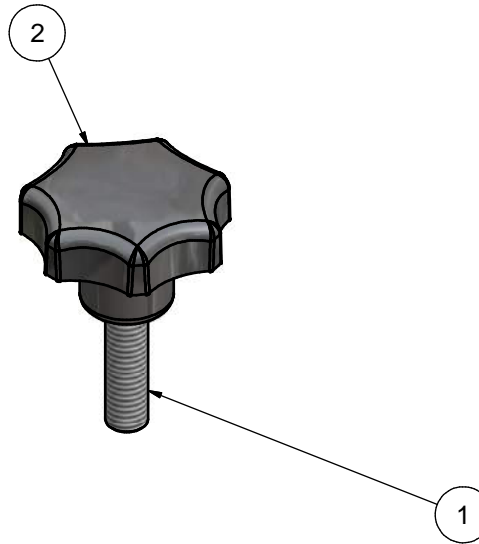
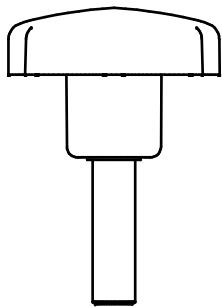
 <p>SCANOPTICS</p> <p>32 Stirling St, Thebarton South Australia 5031 Ph: +61 8 8234 9120 Fax: +61 8 234 9417 E-mail: support@scanoptics.com.au</p>	Description	Drawn	Date	Issue	Material	Finish	Title Pantograph arm assembly SHEET 2 of 3	
	Released for prototype	RJK	7/12/2004	A				
	Released for production	RJK	07/12/04	1				
						Tolerances: Unless otherwise stated $X \pm 0.5$ $X.X \pm 0.10$ $X.XX \pm 0.05$ Angular $\pm 0.25^\circ$		
						All dimensions in mm Do not scale 		
						Drawn/Rohan Kennedy Date 7/12/2004		
						Checked Approved		
					Drawing Number COMM-240	Scale NTS	Copyright Scan Optics. All Rights Reserved.	





SEE SHEETS 1 AND 2
FOR EXPLODED ASSEMBLY
AND BALLOONS

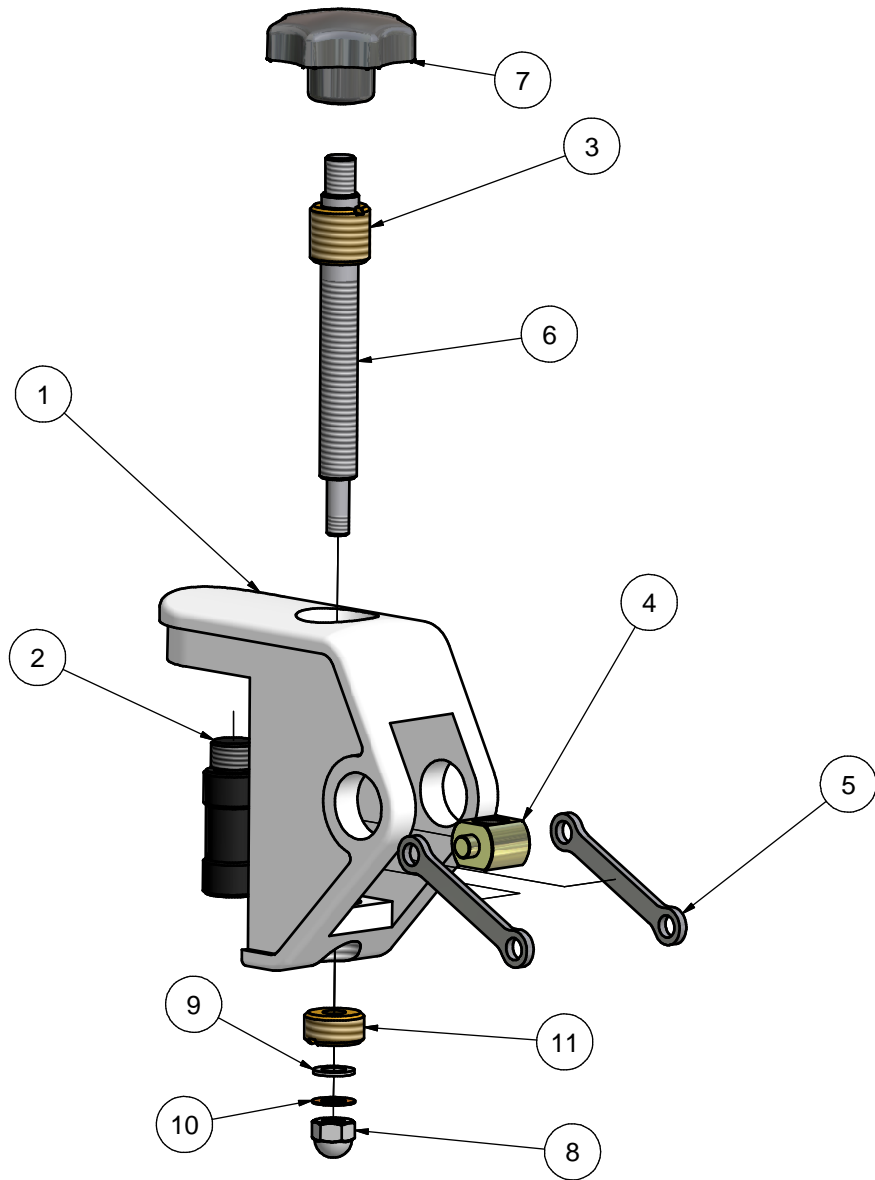
1	1	COMM-241	Elbow joint
2	8	OCBE-00001	Permaglide bearing
3	1	COMM-246	Gas spring upper bearing
4	1	COMM-247	Gas spring lower bearing
5	1	COMM-245	Gas spring adjustment shaft
6	1	COMM-248	Adjusting nut
7	1	OCGS-00001	Gas spring
8	1	COMM-249	Gas spring pin
9	3	FAWA-06001	M6 washer
10	1	FAWA-06002	M6 wavey washer
11	1	FANU-06000	M6 Nut
12	1	COMM-242	Upper arm
13	2	COMM-252	Gas spring spacer
14	1	COMM-251	Gas spring fixed end bearing
15	2	COMM-253	Friction plate upper arm spacer
16	1	COMM-257	Friction plate
17	2	FAK-05016	M5 x 16 countersunk socket head screw
18	2	FANU-05002	M5 nyloc nut
19	1	COMM-243	Lower pantograph arm
20	1	COMM-255	Friction plate lower arm spacer
21	9	FAK-05012	M5 x 12 countersunk socket head screw
22	1	COMM-256	Friction shaft
23	2	COMM-254	Friction element
24	1	OCKN-00004	Clamp handle M8
25	1	COMM-258	Wrist joint
26	1	COMM-260	Collet spring
27	1	COMM-261	Collet
28	1	COMM-259	Wrist joint washer
29	1	FAGS-05008	M5 x 8 grub screw
30	4	COMM-250	Bearing pin
31	8	FAWA-08001	M8 washer
32	2	FAWA-14028	1/4" Belleville washer
33	1	COMM-244	Elbow bearing
34	2	ECCL-00001	Self adhesive cable clip
35	2	FAPN-04008	M4 x 8 pan head screw
36	1	COMM-270	Wrist joint knob assembly
37	2	OCMS-00078	Pantograph arm stop

 <p>SCANOPTICS</p> <p>32 Stirling St, Thebarton South Australia 5031 Ph: +61 8 8234 9120 Fax: +61 8 234 9417 E-mail: support@scanoptics.com.au</p>	Description	Drawn	Date	Issue	Material	Finish	Title		
	Released for prototype	RJK	7/12/2004	A			Pantograph arm assembly SHEET 3 of 3		
	Released for production	RJK	07/12/04	1					
						Tolerances: Unless otherwise stated X± 0.5 X.X± 0.10 X.XX± 0.05 Angular± 0.25°			
						All dimensions in mm	Do not scale		
						Drawn/Rohan Kennedy		Drawing Number	
						Date 7/12/2004		COMM-240	
					Checked		Scale		
					Approved		NTS		
							Copyright Scan Optics. All Rights Reserved.		





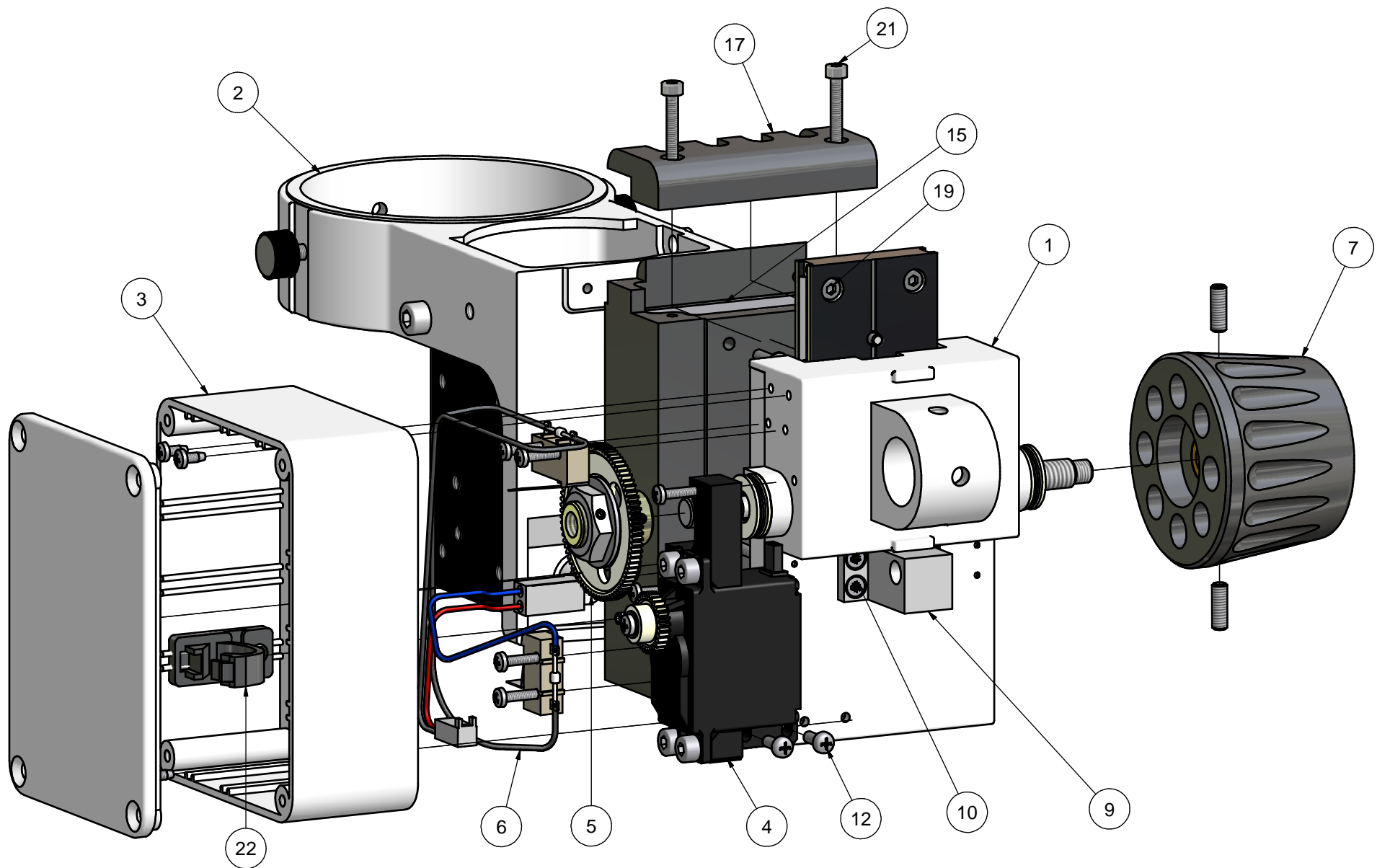
Parts List			
ITEM	QTY	PART NUMBER	DESCRIPTION
1	1	COMM-271	Wrist joint knob shaft
2	1	OCKN-00002	M8 knob


 <p>SCANOPTICS</p> <p>32 Stirling St, Thebarton South Australia 5031 Ph: +61 8 8234 9120 Fax: +61 8 234 9417 E-mail: support@scanoptics.com.au</p>	Description	Drawn	Date	Issue	Material	Finish	Title Wrist joint knob assembly	
	Released for prototype	RJK	21/12/2004	A				
	Released for production	RJK	21/12/2004	1				
						Tolerances: Unless otherwise stated X± 0.5 X.X± 0.10 X.XX± 0.05 Angular± 0.25°		
						All dimensions in mm	Do not scale	
						Drawn/Rohan Kennedy		
						Date 21/12/2004		
						Checked		
						Approved		
								Drawing Number COMM-270
							Copyright Scan Optics. All Rights Reserved.	

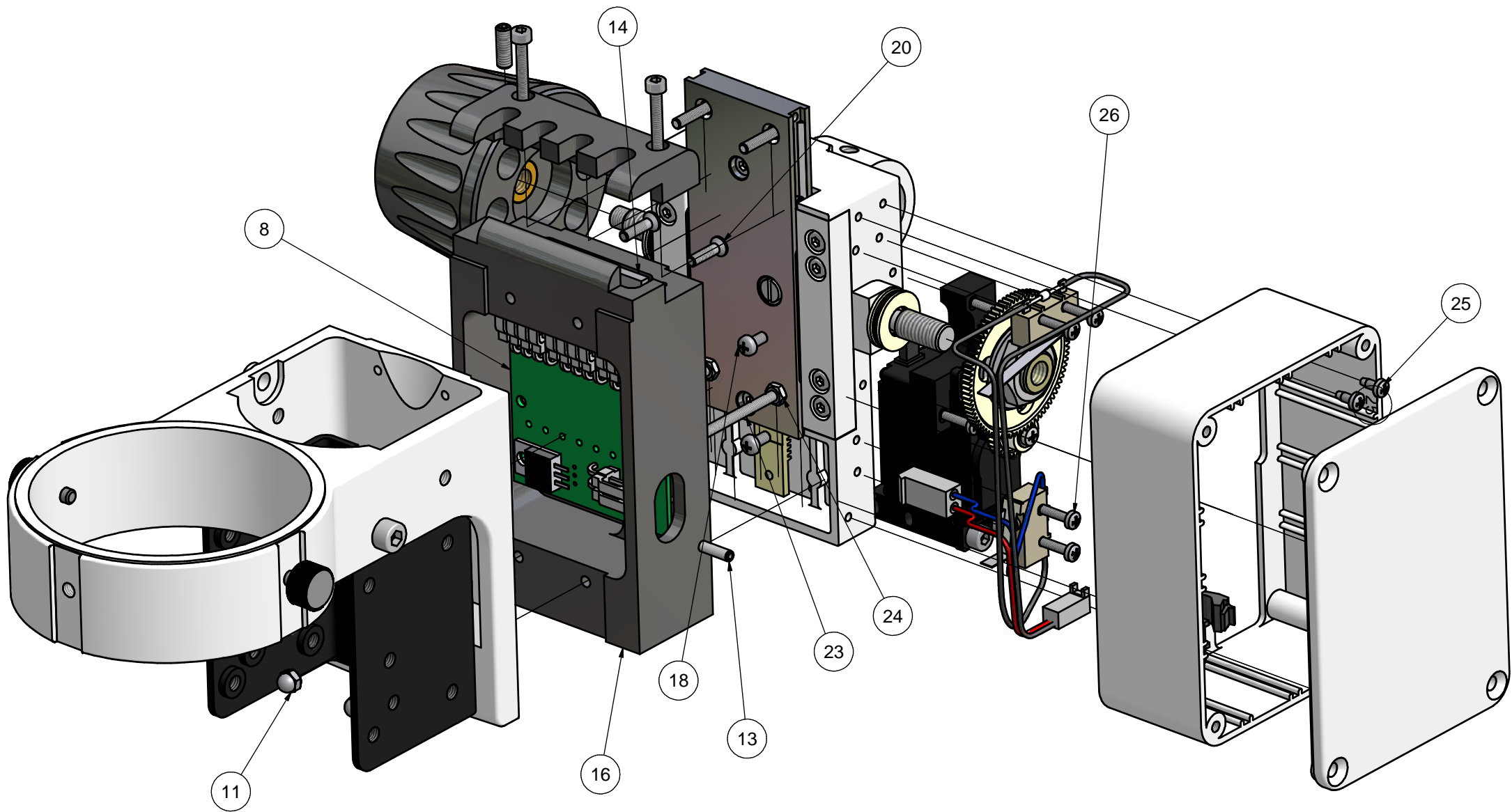




Parts List			
ITEM	QTY	PART NUMBER	DESCRIPTION
1	1	COMM-301	Tilt body
2	1	COMM-302	Tilt pin
3	1	COMM-304	Tilt upper bearing
4	1	COMM-305	Tilt nut
5	2	COMM-306	Tilt linkage
6	1	COMM-303	Tilt shaft
7	1	OCKN-00002	M8 knob
8	1	FANU-06001	M6 dome nut
9	1	FAWA-06001	M6 washer
10	1	FAWA-06002	M6 wavey washer
11	1	COMM-247	Gas spring lower bearing

 <p>SCANOPTICS</p> <p>32 Stirling St, Thebarton South Australia 5031 Ph: +61 8 8234 9120 Fax: +61 8 234 9417 E-mail: support@scanoptics.com.au</p>	Description	Drawn	Date	Issue	Material	Finish	Title Common tilt adjustment assembly		
	Released for prototype	RJK	3/12/2004	A	Tolerances: Unless otherwise stated X± 0.5 X.X± 0.10 X.XX± 0.05 Angular± 0.25'				
	Released for production	RJK	03/12/2004	1			All dimensions in mm Do not scale 		
						Drawn/Rohan Kennedy		Drawing Number COMM-300	Scale NTS
						Date 3/12/2004			
						Checked		Copyright Scan Optics. All Rights Reserved.	
						Approved			

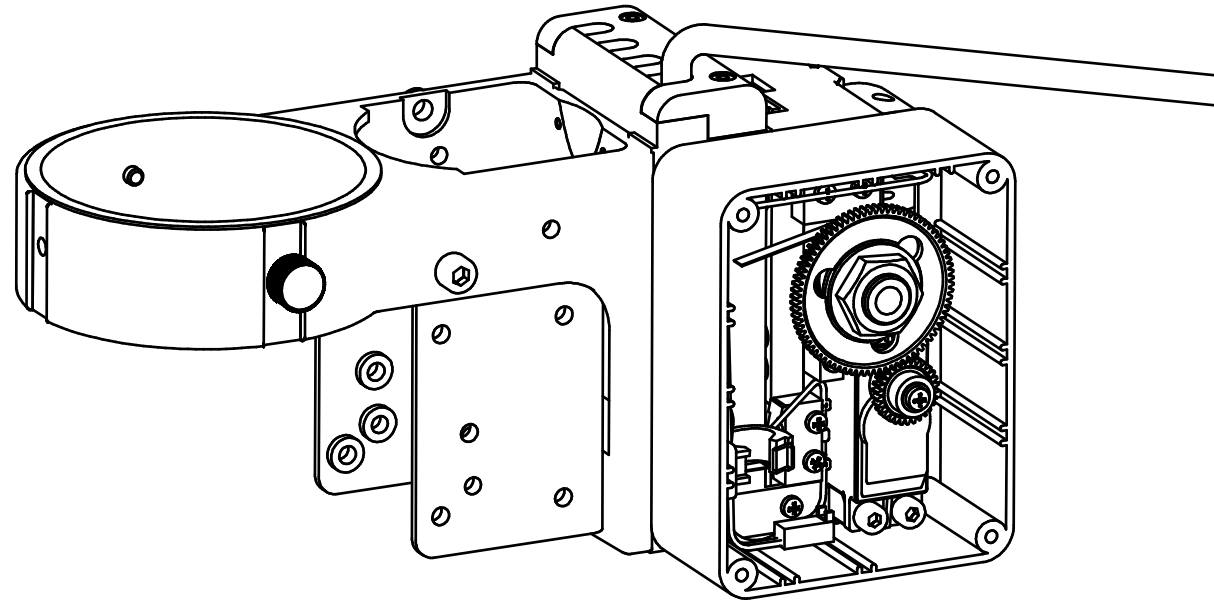



 <p>SCANOPTICS</p> <p>32 Stirling St, Thebarton South Australia 5031 Ph: +61 8 8234 9120 Fax: +61 8 8234 9417 E-mail: support@scanoptics.com.au</p>	Description	Drawn	Date	Issue	Material	Finish	Title	
	Released for prototype	RJK	3/06/2005	A			Bonder arm assembly	
	Released for production	RJK	3/6/2005	1			Sheet 1 of 3	
	Self tapping screws replace M2.5	RJK	17/02/2006	2	Tolerances: Unless otherwise stated X± 0.5 X.X± 0.10 X.XX± 0.05 Angular± 0.25°			
					All dimensions in mm	Do not scale		
					Drawn/Rohan Kennedy		Drawing Number	
					Date 3/06/2005		111WF-400	
				Checked		Scale		
				Approved		NTS		
							Copyright Scan Optics. All Rights Reserved.	

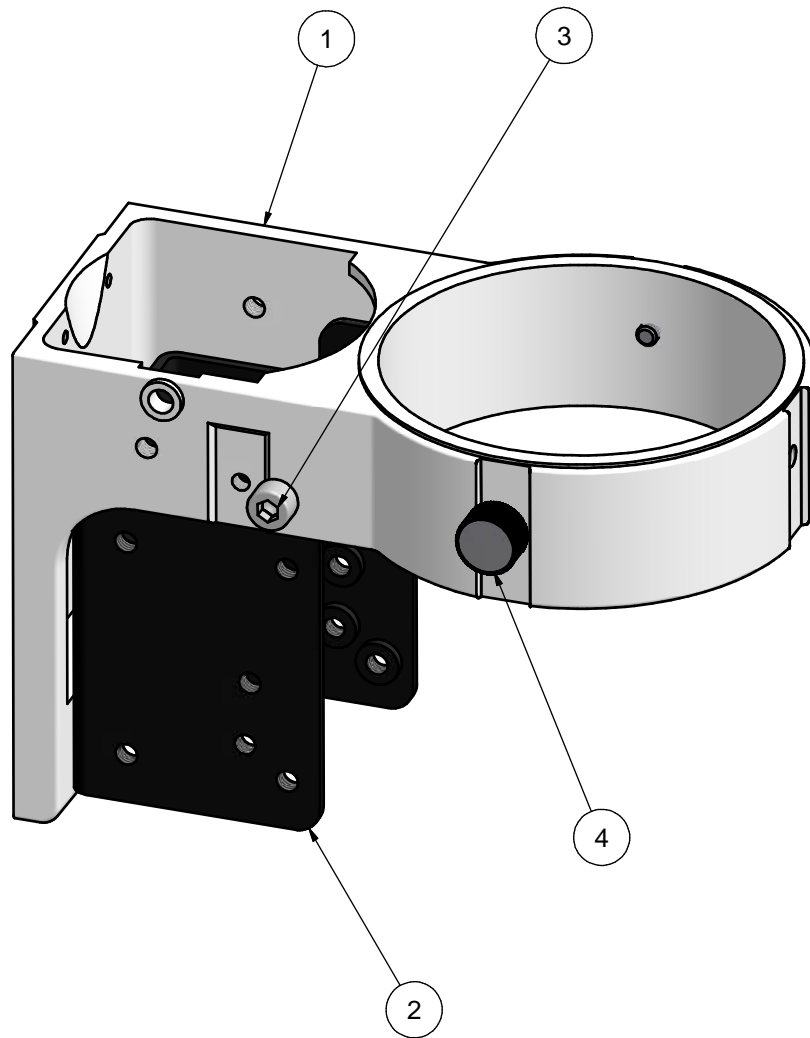


 <p>SCANOPTICS</p> <p>32 Stirling St, Thebarton South Australia 5031 Ph: +61 8 8234 9120 Fax: +61 8 8234 9417 E-mail: support@scanoptics.com.au</p>	Description	Drawn	Date	Issue	Material	Finish	Title	
	Released for prototype	RJK	3/06/2005	A			Bonder arm assembly	
	Released for production	RJK	3/6/2005	1			Sheet 2 of 3	
	Self tapping screws replace M2.5	RJK	17/02/2006	2	Tolerances: Unless otherwise stated $X \pm 0.5$ $X.X \pm 0.10$ $X.XX \pm 0.05$ Angular $\pm 0.25^\circ$			
					All dimensions in mm Do not scale 			
					Drawn Rohan Kennedy		Drawing Number	
					Date 3/06/2005		111WF-400	
				Checked		Scale		
				Approved		NTS		
							Copyright Scan Optics. All Rights Reserved.	

Parts List			
IT	QT	PART NUMBER	DESCRIPTION
1	1	5000W-401	Focus mount
2	1	5000W-410	Microscope mounting ring assembly
3	1	5000W-407	Focus cover
4	1	5000W-490	Focus motor assembly
5	1	5000W-480	Focus gear assembly
6	1	5000W-470	Focus wiring assembly
7	1	5000W-420	Focus knob assembly
8	1	111WF-430	PCB and cable assembly
9	1	COMM-402	Tilt connector bracket
10	4	FACS-03006	M3 x 6 c'sk phillips screw
11	2	FANU-03001	M3 dome nut
12	2	FAPN-03008	M3 X 8 Panhead screw
13	1	FASP-03020	M3 x 20 spring pin
14	1	5000W-408	Plate - threaded
15	1	5000W-409	Plate - countersunk
16	1	5000W-404	Connector block
17	1	5000W-405	Cable clamp cover
18	3	FAPN-03006	M3 x 6 Phillips pan head screw
19	2	FASC-03016	M3 x 16 lg skt hd cap screw
20	2	FACK-03012	M3 x 12 socket countersunk screw
21	2	FASC-03020	M3 x 20 lg skt hd cap screw
22	1	ECCL-00001	Self adhesive cable clip
23	2	5000W-406	Mounting stud
24	2	FANU-03000	M3 nut
25	3	FAST-02507	M2.5 x 6 pan head self tapping screw
26	6	FAST-02512	M2.5 x 12 pan head self tapping screw





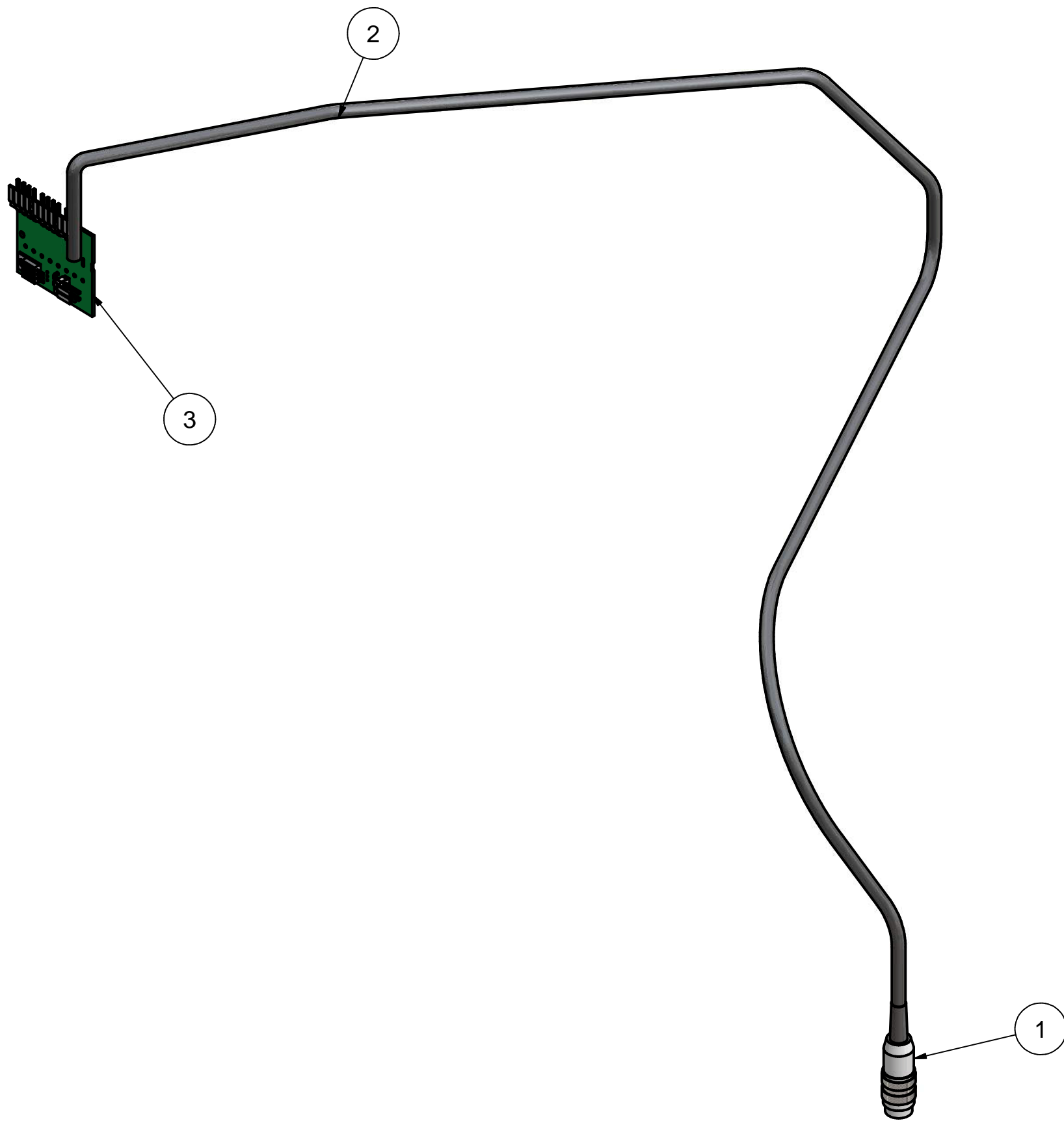
 <p>32 Stirling St, Thebarton South Australia 5031 Ph: +61 8 8234 9120 Fax: +61 8 8234 9417 E-mail: support@scanoptics.com.au</p>	Description	Drawn	Date	Issue	Material	Finish	Title	
	Released for prototype	RJK	3/06/2005	A			Bonder arm assembly	
	Released for production	RJK	3/6/2005	1			Sheet 3 of 3	
	Self tapping screws replace M2.5	RJK	17/02/2006	2	Tolerances: Unless otherwise stated X± 0.5 X.X± 0.10 X.XX± 0.05 Angular± 0.25°			
					All dimensions in mm	Do not scale		
					Drawn/Rohan Kennedy		Drawing Number	Scale
					Date 3/06/2005		111WF-400	NTS
				Checked	Approved	Copyright Scan Optics. All Rights Reserved.		




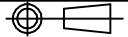
NOTE:
 Two microscope retaining screws per assembly,
 One is already supplied with the Olympus
 microscope mounting ring (Bonder arm set)

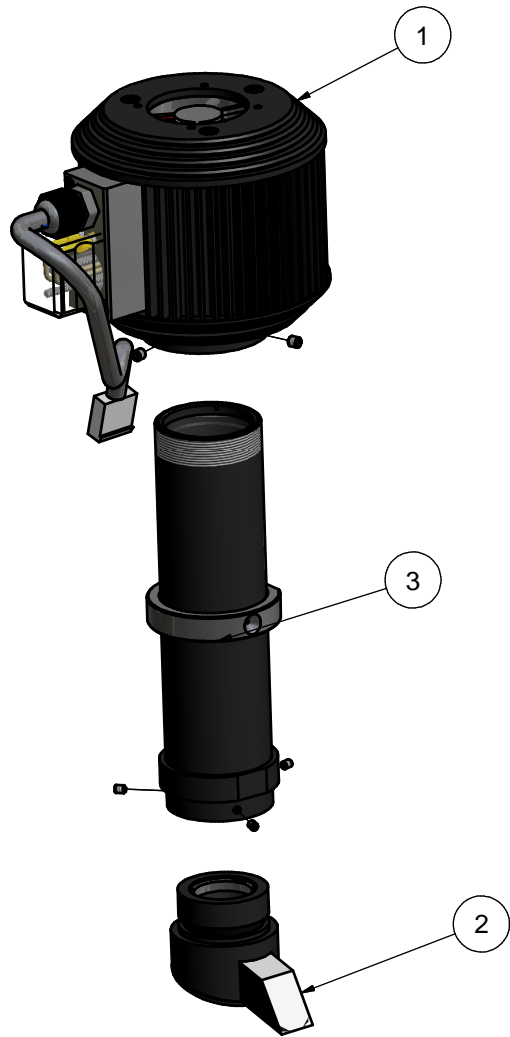
Parts List			
ITEM	QTY	PART NUMBER	DESCRIPTION
1	1	5000W-411	Microscope mounting ring
2	1	COMM-412	Accessory mounting plate
3	2	FASC-05010	M5 x 10 socket head cap screw
4	2	OCOL-00035	Microscope retaining screw

 <p>SCANOPTICS</p> <p>32 Stirling St, Thebarton South Australia 5031 Ph: +61 8 8234 9120 Fax: +61 8 8234 9417 E-mail: support@scanoptics.com.au</p>	Description	Drawn	Date	Issue	Material	Finish	Title Microscope mounting ring assembly	
	Released for prototype	RJK	29/04/2005	A	Tolerances: Unless otherwise stated $X \pm 0.5$ $X.X \pm 0.10$ $X.XX \pm 0.05$ Angular $\pm 0.25^\circ$			
	Released for production	RJK	29/4/2005	1			All dimensions in mm Do not scale 	
					Drawn/Rohan Kennedy		Drawing Number	Scale
					Date 29/04/2005		5000W-410	1:1
					Checked		Copyright Scan Optics. All Rights Reserved.	
					Approved			





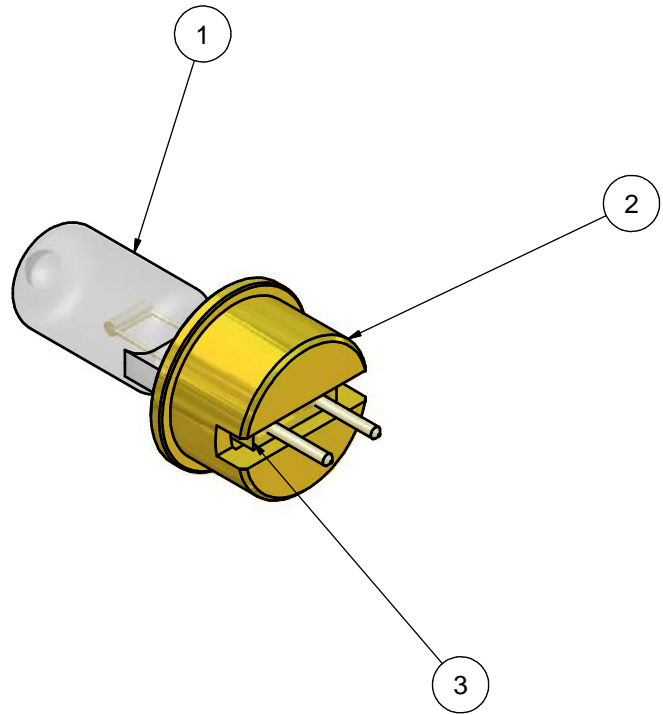
Parts List			
ITEM	QTY	PART NUMBER	DESCRIPTION
1	1	ECCN-00064	LINE PLUG 5 WAY
2	1	111WF-431	Cable
3	1	5000W-431	Connector PCB assembled

 <p>SCANOPTICS</p> <p>32 Stirling St, Thebarton South Australia 5031 Ph: +61 8 8234 9120 Fax: +61 8 8234 9417 E-mail: support@scanoptics.com.au</p>	Description	Drawn	Date	Issue	Material	Finish	Title		
	Released for prototype	RJK	6/04/2006	A		NA	PCB and cable assembly		
	Released for production	RJK	06/04/2006	1					
						Tolerances: Unless otherwise stated X±0.5 X.X±0.10 X.XX±0.05 Angular±0.25°			
						All dimensions in mm	Do not scale		
						Drawn Rohan Kennedy		Drawing Number	Scale
						Date 6/04/2006		111WF-430	NTS
					Checked				
					Approved		Copyright Scan Optics. All Rights Reserved.		





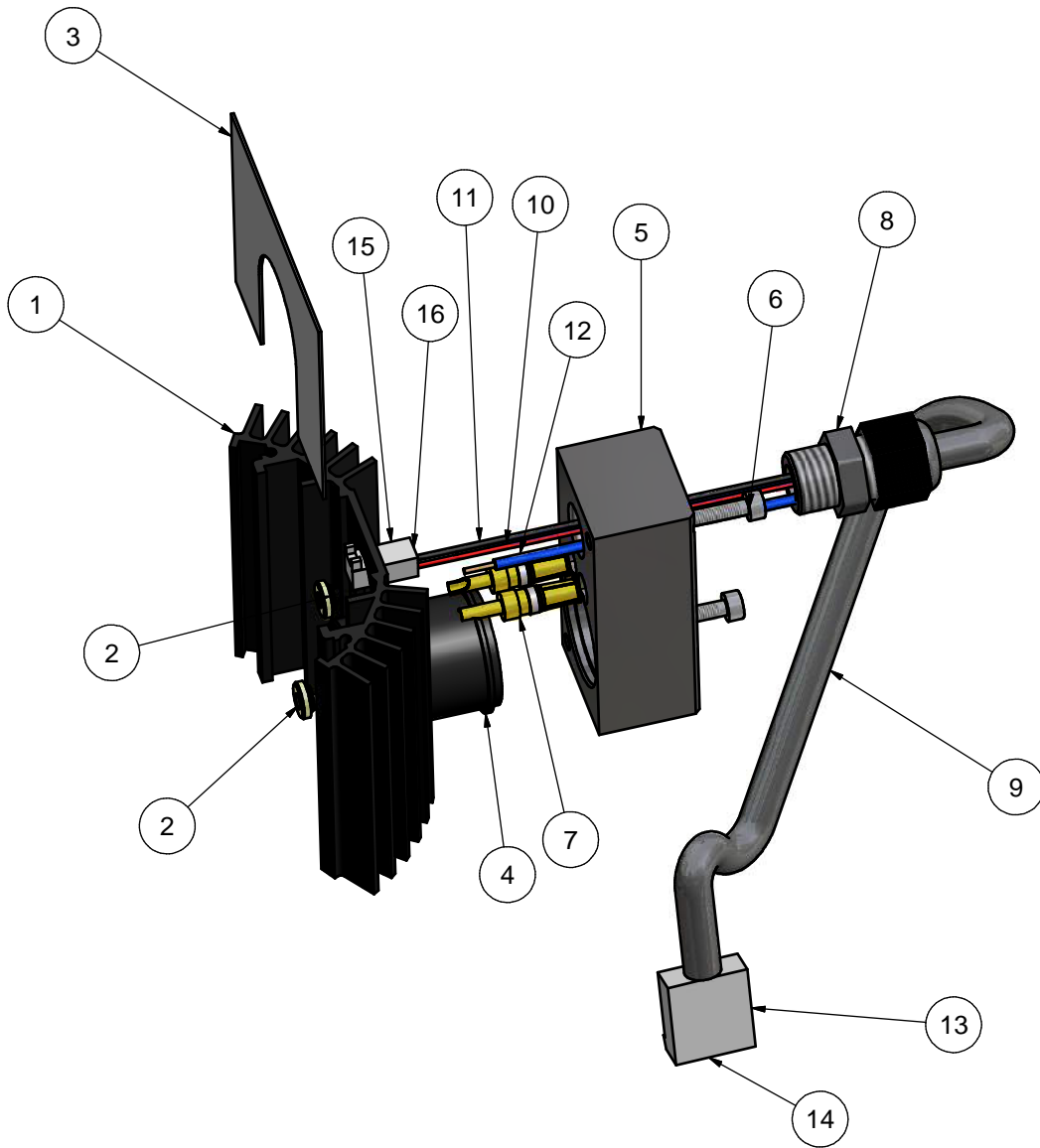
Parts List			
ITEM	QTY	PART NUMBER	DESCRIPTION
1	1	5000W-660	Lamphouse head assembly
2	1	COMM-690	Prism assembly
3	1	COMM-680	Lamphouse barrel assembly

 <p>SCANOPTICS</p> <p>32 Stirling St, Thebarton South Australia 5031 Ph: +61 8 8234 9120 Fax: +61 8 234 9417 E-mail: support@scanoptics.com.au</p>	Description	Drawn	Date	Issue	Material	Finish	Title Lamphouse assembly	
	Released for prototype	RJK	1/12/2004	A				
	Released for production	RJK	01/12/2004	1			Tolerances: Unless otherwise stated X± 0.5 X.X± 0.10 X.XX± 0.05 Angular± 0.25°	
						All dimensions in mm Do not scale		
						Drawn/Rohan Kennedy	Drawing Number	
						Date 1/12/2004	5000W-600	
						Checked	Scale	
						Approved	NTS	
							Copyright Scan Optics. All Rights Reserved.	




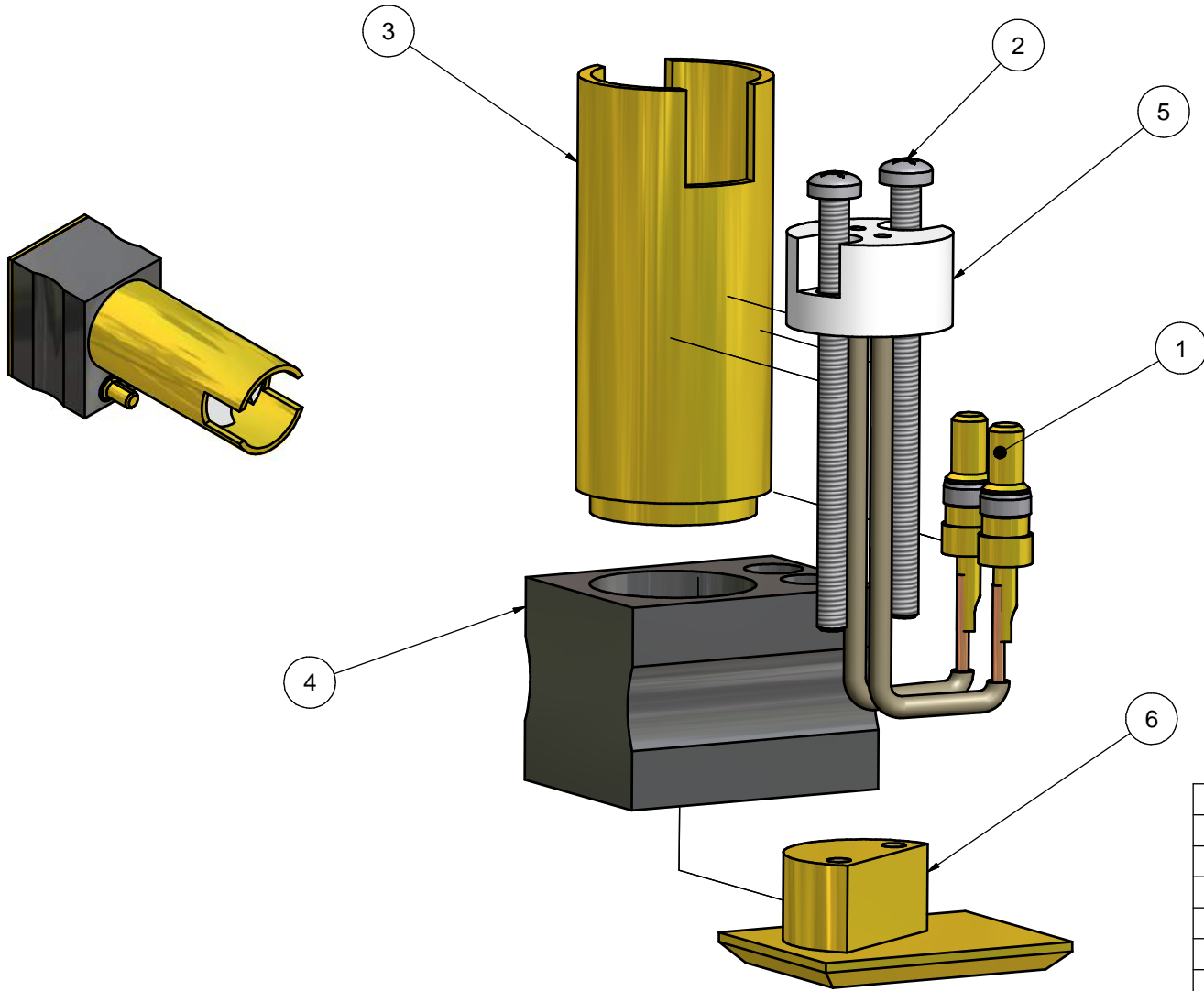
Parts List			
ITEM	QTY	PART NUMBER	DESCRIPTION
1	1	OCLP-00003	12V 50W lamp
2	1	COMM-611	Lamp holder
3	1	COGL-00008	Lektros LTW Cement

 <p>SCANOPTICS</p> <p>32 Stirling St, Thebarton South Australia 5031 Ph: +61 8 8234 9120 Fax: +61 8 234 9417 E-mail: support@scanoptics.com.au</p>	Description	Drawn	Date	Issue	Material	Finish	Title	
	Released for prototype		2/12/2004	A			Potted lamp	
	Released for production	RJK	2/12/2004	1				
						Tolerances: Unless otherwise stated X± 0.5 X.X± 0.10 X.XX± 0.05 Angular± 0.25°		
						All dimensions in mm Do not scale		
						Drawn/Rohan Kennedy	Drawing Number	Scale
						Date 2/12/2004	COMM-610	NTS
						Checked	Copyright Scan Optics. All Rights Reserved.	
						Approved		





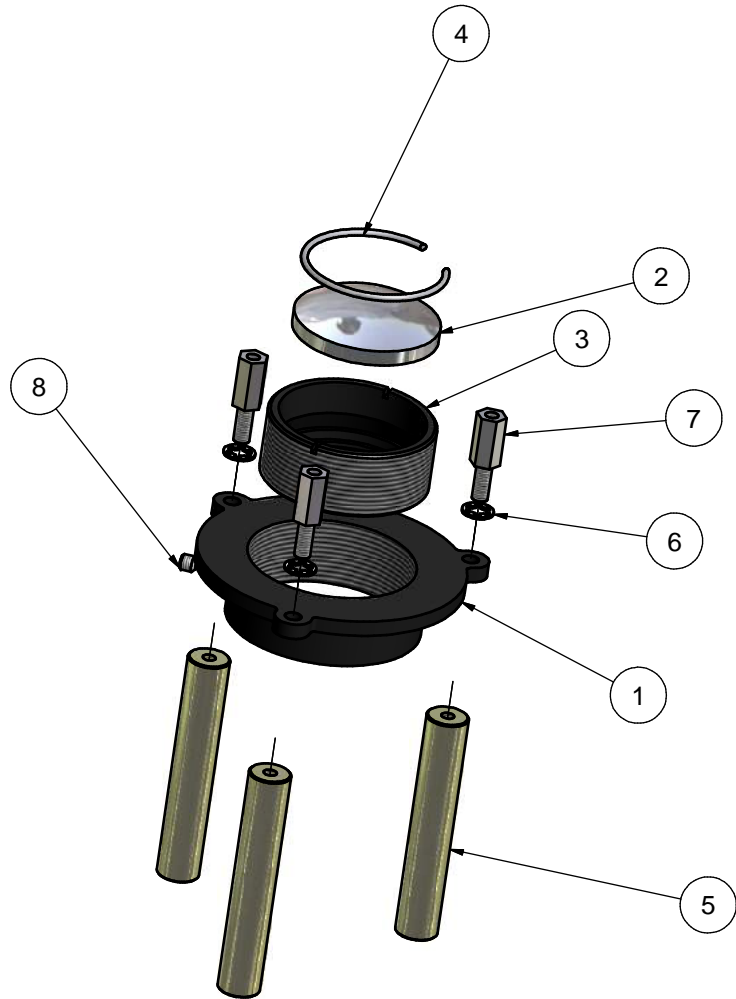
Parts List			
ITEM	QTY	PART NUMBER	DESCRIPTION
1	1	COMM-621	Lamp mount cooling fin
2	2	FAPI-00013	M3 PSM PS self clinch fastener
3	1	COMM-622	Lamp mount heat shield
4	1	COMM-624	Guide tube
5	1	COMM-623	Mounting block
6	2	FASC-03020	M3 x 20 lg skt hd cap screw
7	2	ECCN-00022	Straight socket
8	1	ECGD-00002	M12 cable gland
9	1	5000W-625	Cable sheath
10	1	WIHT-00001	High temp wire red PTFE
11	1	WIHT-00002	High temp wire black PTFE
12	2	WIHT-00003	High temp wire blue EECTFE
13	1	ECCN-00073	4-way crimp terminal housing 0.156"
14	4	ECCN-00019	0.156" crimp terminal
15	1	ECCN-00008	Molex 2-way crimp terminal housing 0.1"
16	2	ECCN-00007	0.1" crimp terminal

 <p>SCANOPTICS</p> <p>32 Stirling St, Thebarton South Australia 5031 Ph: +61 8 8234 9120 Fax: +61 8 234 9417 E-mail: support@scanoptics.com.au</p>	Description	Drawn	Date	Issue	Material	Finish	Title		
	Released for prototype	RJK	2/12/2004	A			Lamp mount assembly		
	Released for production	RJK	02/12/2004	1					
						Tolerances: Unless otherwise stated X± 0.5 X.X± 0.10 X.XX± 0.05 Angular± 0.25°		Drawing Number 5000W-620	Scale NTS
						All dimensions in mm Do not scale			
						Drawn/Rohan Kennedy		Copyright Scan Optics. All Rights Reserved.	
						Date 2/12/2004			
					Checked				
					Approved				





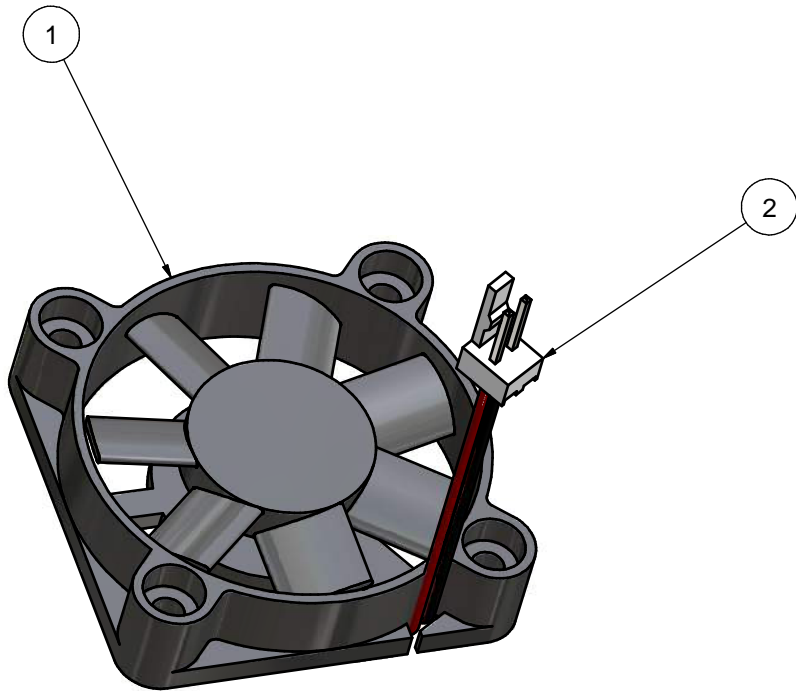
Parts List			
ITEM	QTY	PART NUMBER	DESCRIPTION
1	2	ECCN-00023	Straight plug
2	2	COMM-634	Modified screw
3	1	COMM-633	Lamp guide
4	1	COMM-631	Connector block
5	1	OCLH-00003	Lampholder 224
6	1	COMM-632	Cover plate

 <p>SCANOPTICS</p> <p>32 Stirling St, Thebarton South Australia 5031 Ph: +61 8 8234 9120 Fax: +61 8 234 9417 E-mail: support@scanoptics.com.au</p>	Description	Drawn	Date	Issue	Material	Finish	Title Lamp change module		
	Released for prototype	RJK	2/12/2004	A					
	Released for production	RJK	2/12/2004	1					
						Tolerances: Unless otherwise stated X± 0.5 X.X± 0.10 X.XX± 0.05 Angular± 0.25°			
						All dimensions in mm Do not scale			
						Drawn/Rohan Kennedy		Drawing Number	Scale
						Date 2/12/2004		COMM-630	1:1
					Checked		Copyright Scan Optics. All Rights Reserved.		
					Approved				





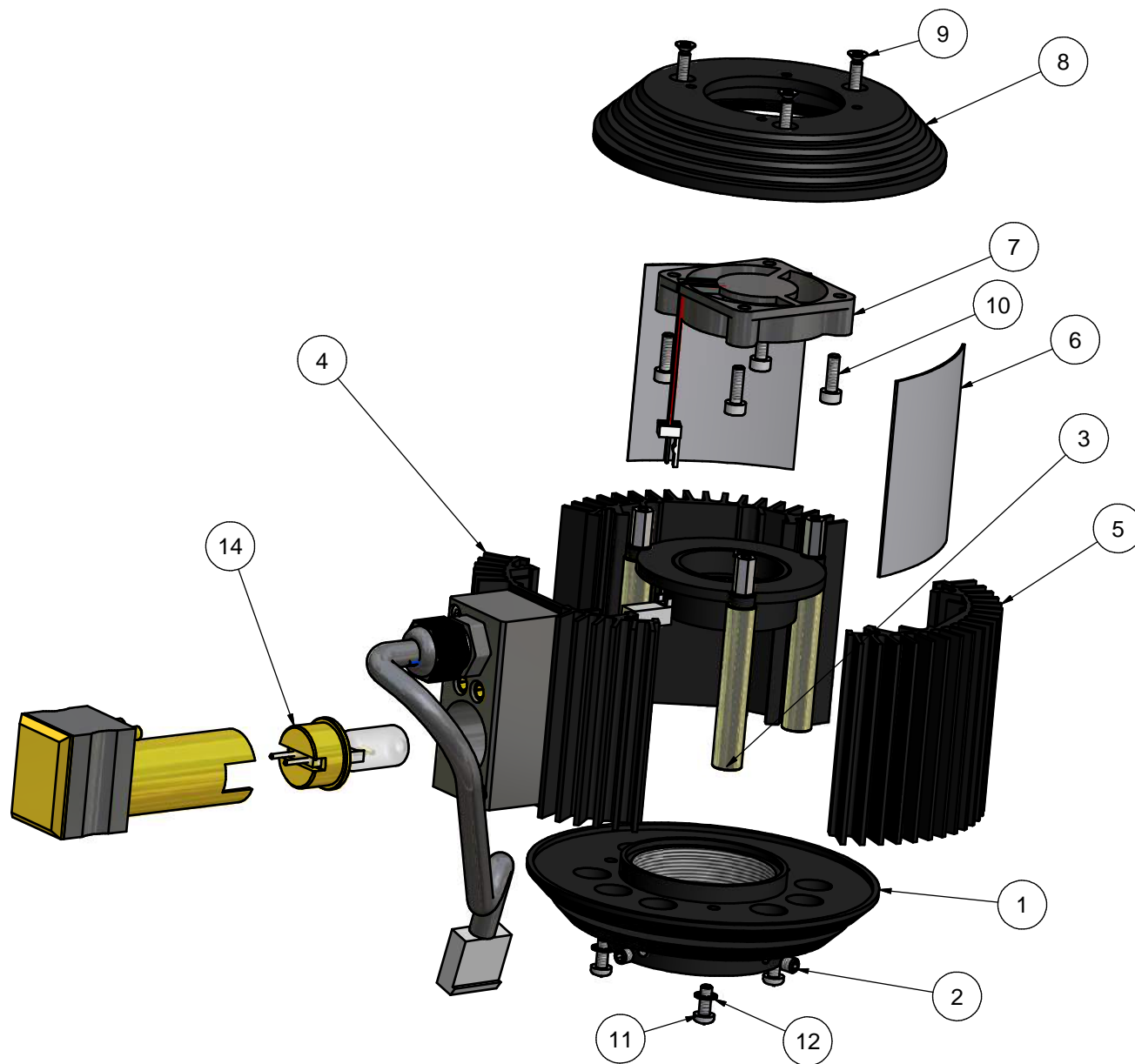
Parts List			
ITEM	QTY	PART NUMBER	DESCRIPTION
1	1	COMM-641	Reflector cell housing
2	1	COMM-643	Reflector
3	1	COMM-644	Reflector cell
4	1	COMM-645	Circlip
5	3	COMM-642	Pillar
6	3	FAWA-03002/3	M3 star washer
7	3	FAMS-00024	M3x10 stud/spacer
8	1	FAGS-03003	M3 x 3 grub screw

 <p>SCANOPTICS</p> <p>32 Stirling St, Thebarton South Australia 5031 Ph: +61 8 8234 9120 Fax: +61 8 234 9417 E-mail: support@scanoptics.com.au</p>	Description	Drawn	Date	Issue	Material	Finish	Title Reflector assembly		
	Released for prototype	RJK	2/12/2004	A					
	Released for production	RJK	2/12/2004	1					
						Tolerances: Unless otherwise stated X± 0.5 X.X± 0.10 X.XX± 0.05 Angular± 0.25°			
						All dimensions in mm Do not scale			
						Drawn/Rohan Kennedy		Drawing Number	Scale
						Date 2/12/2004		COMM-640	NTS
						Checked		Copyright Scan Optics. All Rights Reserved.	
					Approved				





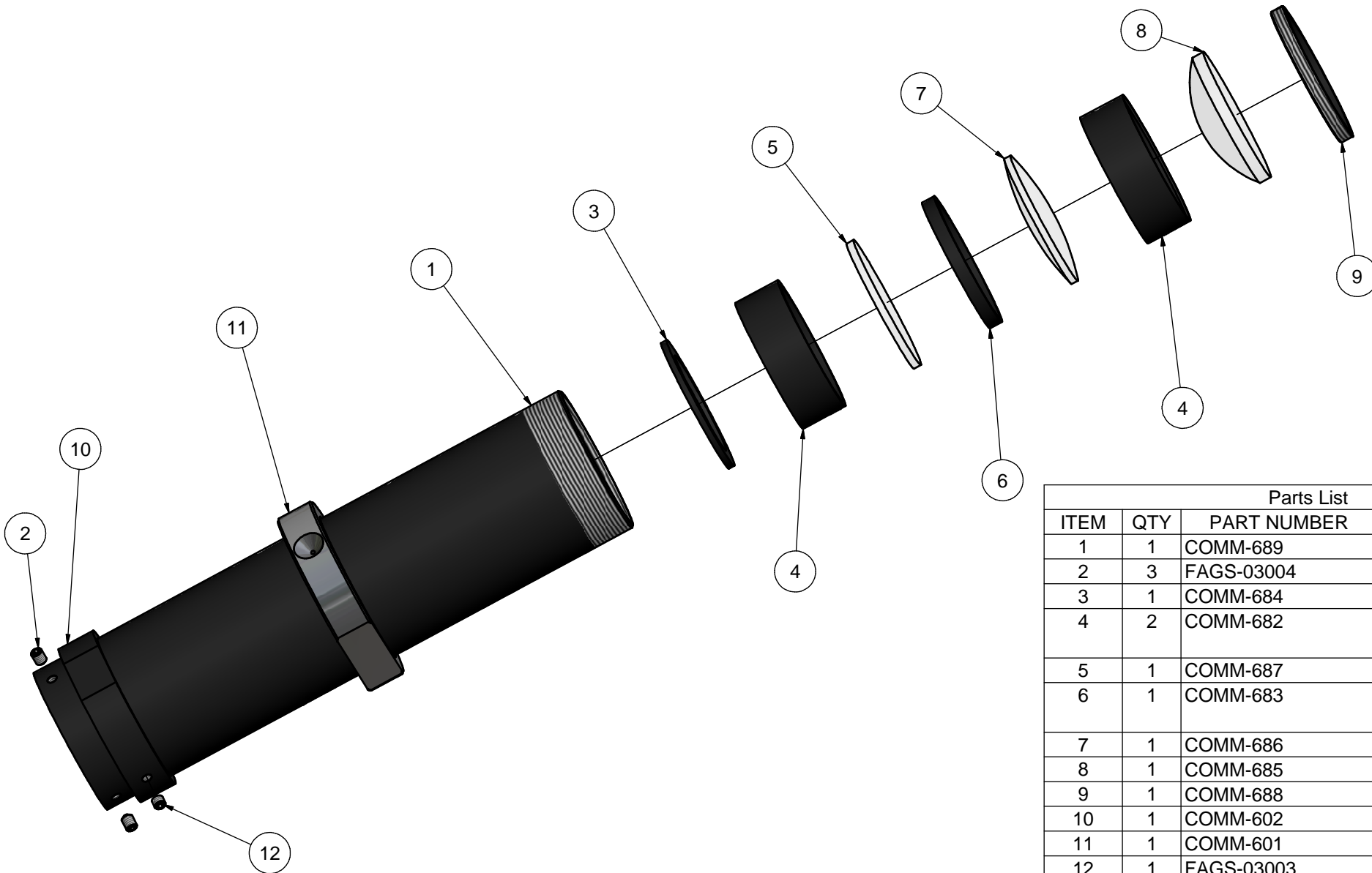
Parts List			
ITEM	QTY	PART NUMBER	DESCRIPTION
1	1	ECMF-00001	12V Fan 40x40
2	1	ECCN-00006	2 pin header small

 <p>SCANOPTICS</p> <p>32 Stirling St, Thebarton South Australia 5031 Ph: +61 8 8234 9120 Fax: +61 8 234 9417 E-mail: support@scanoptics.com.au</p>	Description	Drawn	Date	Issue	Material	Finish	Title		
	Released for prototype	RJK	2/12/2004	A			Fan assembly		
	Released for production	RJK	2/12/2004	1					
						Tolerances: Unless otherwise stated X± 0.5 X.X± 0.10 X.XX± 0.05 Angular± 0.25°			
						All dimensions in mm	Do not scale		
						Drawn/Rohan Kennedy		Drawing Number	Scale
						Date 2/12/2004		COMM-650	NTS
						Checked		Copyright Scan Optics. All Rights Reserved.	
						Approved			





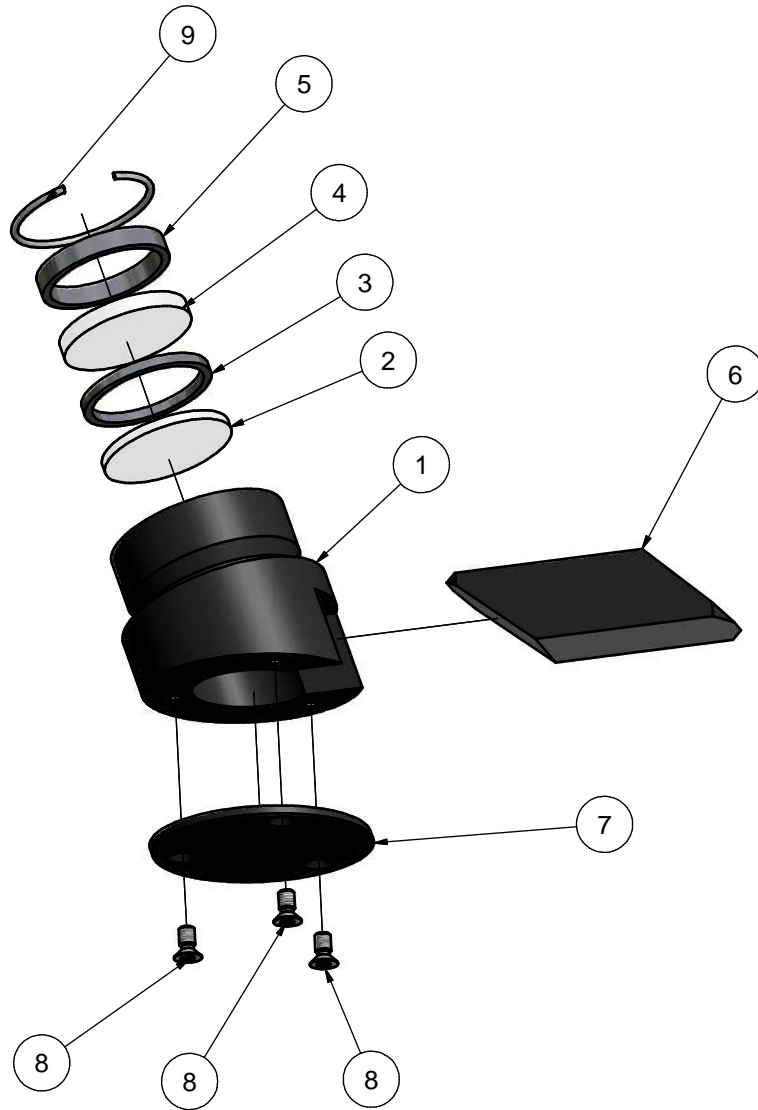
Parts List			
ITEM	QTY	PART NUMBER	DESCRIPTION
1	1	COMM-664	Bottom cap
2	2	FAGS-04004	M4 X 4 SKT SET SCREW
3	1	COMM-640	Reflector assembly
4	1	5000W-620	Lamp mount assembly
5	2	COMM-661	Wall cooling fin
6	2	COMM-662	Wall heat shield
7	1	COMM-650	Fan assembly
8	1	COMM-665	Top cap
9	3	FACS-03012	M3 x 12 c'sk phillips screw
10	4	FASC-03010	M3 x 10 socket head cap screw
11	3	FAPN-03008	M3 X 8 Panhead screw
12	3	FAWA-03002/3	M3 star washer
13	1	COMM-630	Lamp change module
14	1	COMM-610	Potted lamp

 <p>SCANOPTICS</p> <p>32 Stirling St, Thebarton South Australia 5031 Ph: +61 8 8234 9120 Fax: +61 8 234 9417 E-mail: support@scanoptics.com.au</p>	Description	Drawn	Date	Issue	Material	Finish	Title		
	Released for prototype	RJK	2/12/2004	A			Lamphouse head assembly		
	Released for production	RJK	03/03/2005	1					
						Tolerances: Unless otherwise stated X± 0.5 X.X± 0.10 X.XX± 0.05 Angular± 0.25°			
						All dimensions in mm	Do not scale		
						Drawn/Rohan Kennedy		Drawing Number	Scale
						Date 2/12/2004		5000W-660	NTS
					Checked		Copyright Scan Optics. All Rights Reserved.		
					Approved				





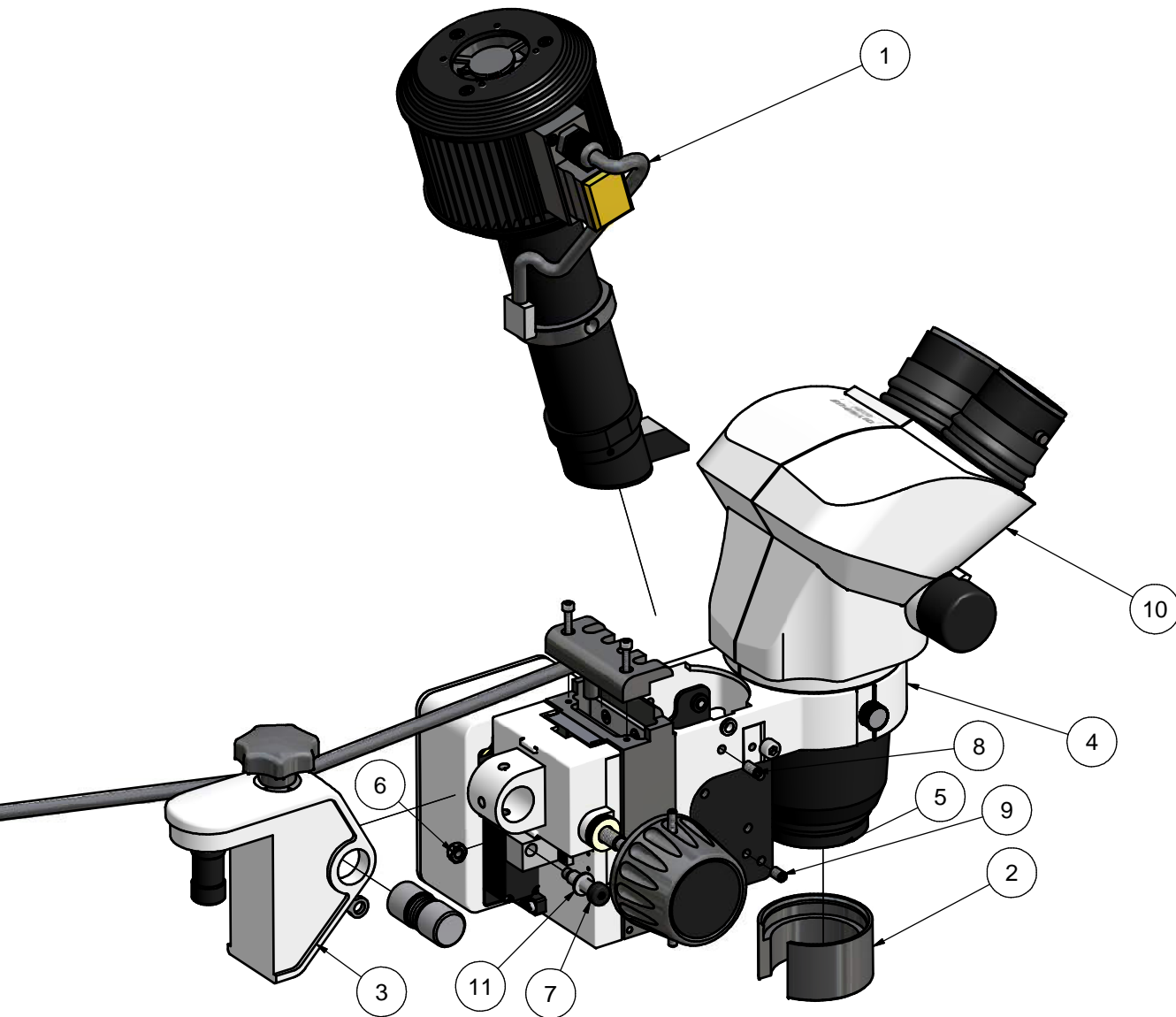
Parts List			
ITEM	QTY	PART NUMBER	DESCRIPTION
1	1	COMM-689	Lens barrel
2	3	FAGS-03004	M3 x 4 grub screw
3	1	COMM-684	Aperture
4	2	COMM-682	Lens barrel long spacer
5	1	COMM-687	Heat filter
6	1	COMM-683	Lens barrel short spacer
7	1	COMM-686	Bi-convex lens
8	1	COMM-685	Plano convex lens
9	1	COMM-688	Lens retainer
10	1	COMM-602	Lower mounting ring
11	1	COMM-601	Upper mounting ring
12	1	FAGS-03003	M3 x 3 grub screw

 <p>SCANOPTICS</p> <p>32 Stirling St, Thebarton South Australia 5031 Ph: +61 8 8234 9120 Fax: +61 8 234 9417 E-mail: support@scanoptics.com.au</p>	Description	Drawn	Date	Issue	Material	Finish	Title Lamphouse barrel assembly	
	Released for prototype	RJK	2/12/2004	A				
	Released for production	RJK	2/12/2004	1				
						Tolerances: Unless otherwise stated X± 0.5 X.X± 0.10 X.XX± 0.05 Angular± 0.25°		
						All dimensions in mm	Do not scale	
						Drawn/Rohan Kennedy		
						Date 2/12/2004		
					Checked		Drawing Number COMM-680	Scale NTS
					Approved		Copyright Scan Optics. All Rights Reserved.	





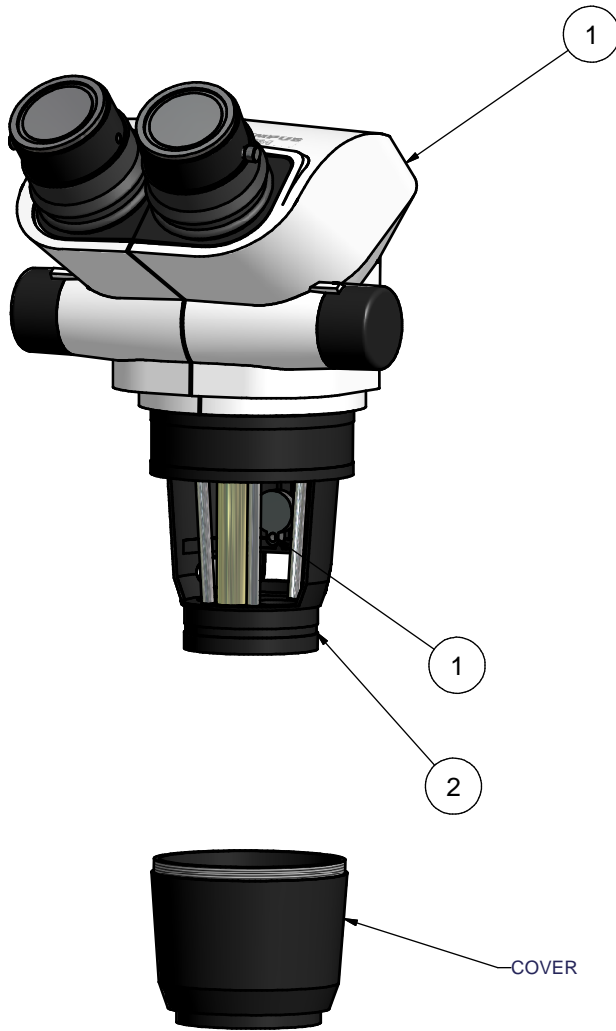
Parts List			
ITEM	QTY	PART NUMBER	DESCRIPTION
1	1	COMM-691	Prism holder
2	1	COMM-696	Imaging lens
3	1	COMM-693	Filter spacer 1
4	1	COMM-697	UV filter
5	1	COMM-694	Filter spacer 2
6	1	COMM-695	Prism
7	1	COMM-692	Prism cover plate
8	3	FACS-03006	M3 x 6 c'sk phillips screw
9	1	COMM-645	Circlip

 <p>SCANOPTICS</p> <p>32 Stirling St, Thebarton South Australia 5031 Ph: +61 8 8234 9120 Fax: +61 8 234 9417 E-mail: support@scanoptics.com.au</p>	Description	Drawn	Date	Issue	Material	Finish	Title Prism assembly	
	Released for prototype	RJK	2/12/2004	A				
	Released for production	RJK	02/12/2004	1				
						Tolerances: Unless otherwise stated X± 0.5 X.X± 0.10 X.XX± 0.05 Angular± 0.25°		
						All dimensions in mm	Do not scale	
						Drawn/Rohan Kennedy		
						Date 2/12/2004		
						Checked		
						Approved		
								Drawing Number COMM-690
							Copyright Scan Optics. All Rights Reserved.	





Parts List			
ITEM	QTY	PART NUMBER	DESCRIPTION
1	1	5000W-600	Lamphouse assembly
2	1	COMM-824	Prism protector
3	1	COMM-300	Common tilt adjustment assembly
4	1	111WF-400	Bonder arm assembly
5	1	COMM-820	Auxiliary objective assembly
6	1	FANU-05002	M5 nyloc nut
7	1	COMM-307	Connector pin
8	2	FAGS-05010	M5 x 10 GRUBSCREW
9	2	FAGS-05108	M5 x 8 KNURLED CUP POINT GRUBSCREW
10	1	111W-810	Microscope assembly
11	1	FAWA-06001	M6 washer

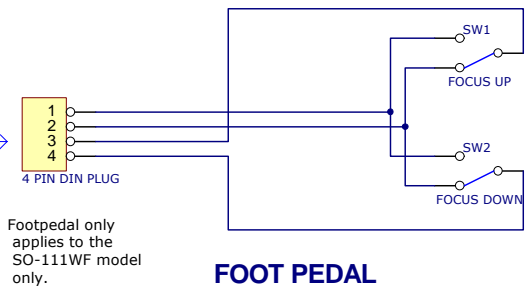
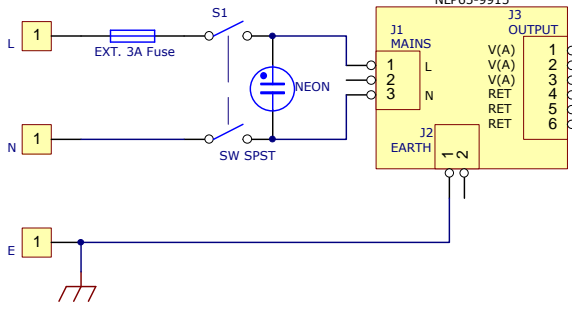
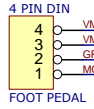
 <p>SCANOPTICS</p> <p>32 Stirling St, Thebarton South Australia 5031 Ph: +61 8 8234 9120 Fax: +61 8 8234 9417 E-mail: support@scanoptics.com.au</p>	Description	Drawn	Date	Issue	Material	Finish	Complete head assembly SO-111WF		
	Released for prototype	RJK	17/02/2006	A	Tolerances: Unless otherwise stated $X \pm 0.5$ $X.X \pm 0.10$ $X.XX \pm 0.05$ Angular $\pm 0.25^\circ$				
	Released for production	RJK	17/02/2006	1			All dimensions in mm Do not scale 		
						Drawn Rohan Kennedy		Drawing Number 111WF-800	Scale NTS
						Date 17/02/2006			
						Checked			
						Approved		Copyright Scan Optics. All Rights Reserved.	



Parts List			
ITEM	QTY	PART NUMBER	DESCRIPTION
1	1	Olympus SZ-51	Olympus SZ-51 Microscope modified to expand zoom range
2	1	COMM-820	Auxiliary objective assembly
3	1	OCOL-00004	Nitto anti-mould agent

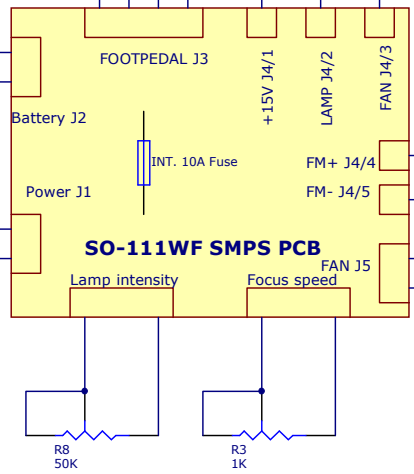
 <p>SCANOPTICS</p> <p>32 Stirling St, Thebarton South Australia 5031 Ph: +61 8 8234 9120 Fax: +61 8 8234 9417 E-mail: support@scanoptics.com.au</p>	Description	Drawn	Date	Issue	Material	Finish	Title		
	Released for prototype	RJK	30/03/2005	A			Microscope assembly		
	Released for production	RJK	30/03/2005	1					
						Tolerances: Unless otherwise stated X± 0.5 X.X± 0.10 X.XX± 0.05 Angular± 0.25°			
						All dimensions in mm	Do not scale		
						Drawn/Rohan Kennedy		Drawing Number	Scale
						Date 30/03/2005		111W-810	NTS
					Checked		Copyright Scan Optics. All Rights Reserved.		
					Approved				

The 4 pin DIN is omitted on the SO-111W and SO-161W. There is no connection back to the PCB.

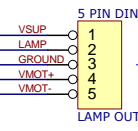


Footpedal only applies to the SO-111WF model only.

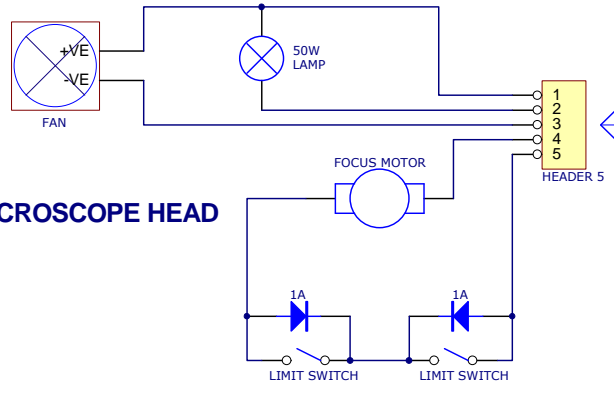
FOOT PEDAL



FM+ and FM- connections are not required for a SO-111W or SO-161W

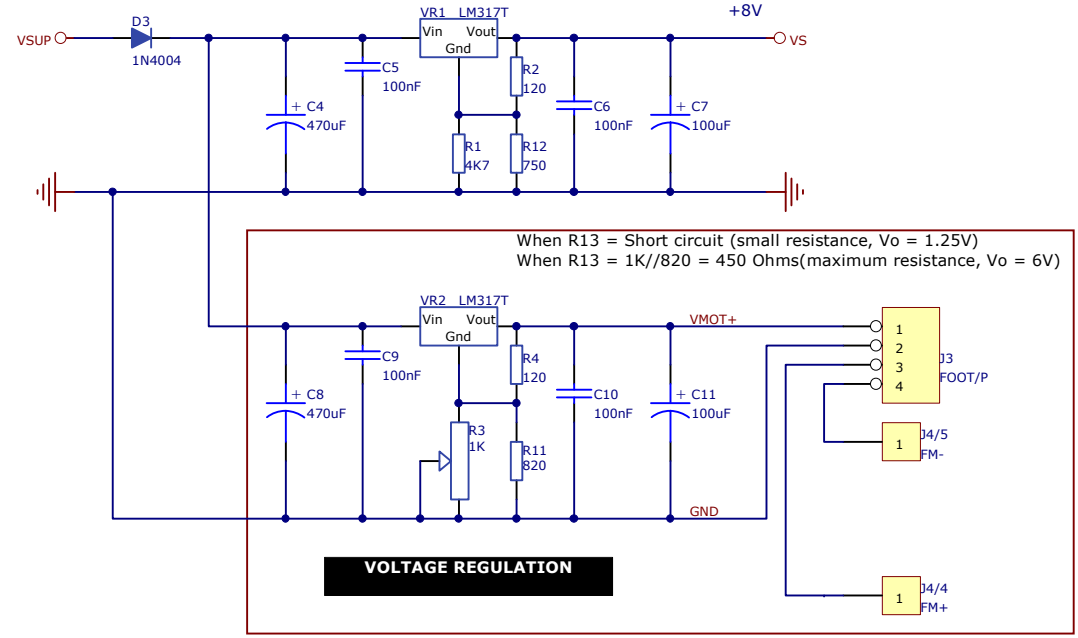
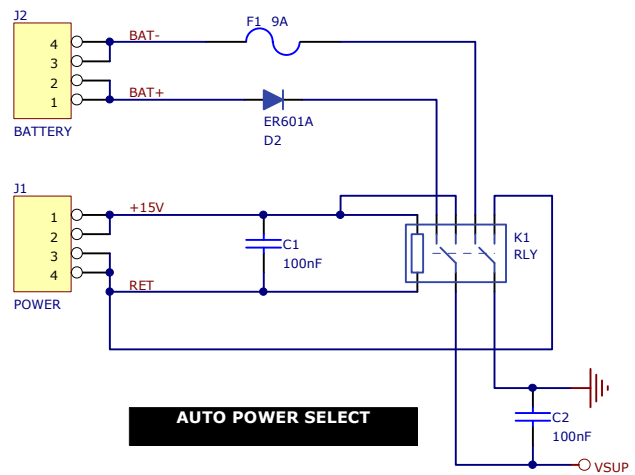


MICROSCOPE HEAD

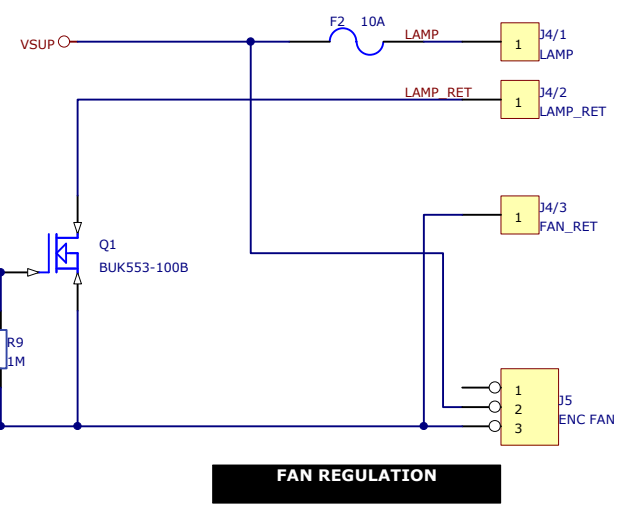
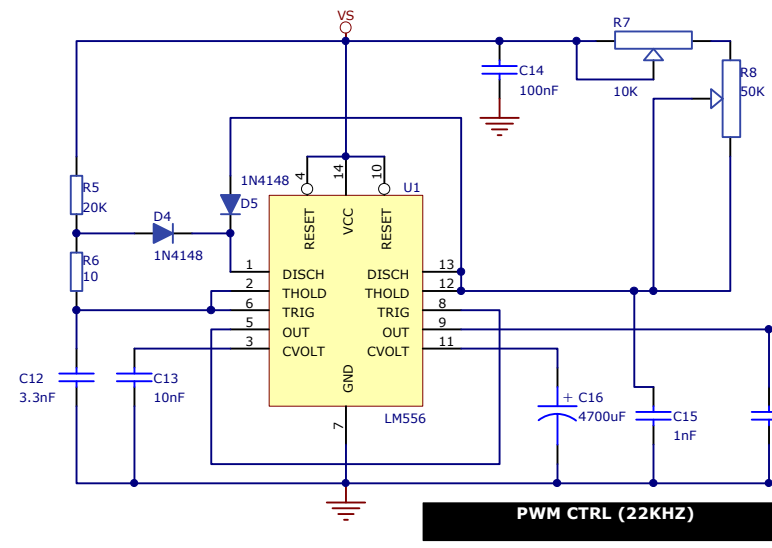


Focus motor and limit switch+diodes are not required for a SO-111W or SO-161W. There is no connection on pin 4 and 5.

Title			SO-111WF		
Size	Number				Revision
Date:	23/03/2006				Sheet of
File:	U:\khoa\SO-111WF SMPS PCB				Drawn By:



These components not required when assembling a SO-111W



32 Stirling Street
 Thebarton 5031
 Adelaide, South Australia
 AUSTRALIA
 Phone: +61 8 8234 9120
 Fax: +61 8 8234 9417

Title		
SO-111WF EMC/EMI PCB		
Size	Number	Revision
A4		
Date:	23/03/2006	Sheet of
File:	U:\khoa\...\SO-111RF SMPS EMC SMD version 2	Drawn By: